

**UNITED STATES
SECURITIES AND EXCHANGE COMMISSION
WASHINGTON, D.C. 20549**

FORM 10-K

**ANNUAL REPORT PURSUANT TO SECTION 13 OR 15(d) OF THE
SECURITIES EXCHANGE ACT OF 1934**

FOR THE FISCAL YEAR ENDED DECEMBER 31, 2009

OR

**TRANSITION REPORT PURSUANT TO SECTION 13 OR 15(d) OF THE
SECURITIES EXCHANGE ACT OF 1934**

**FOR THE TRANSITION PERIOD FROM TO
COMMISSION FILE NUMBER 1-134**

CURTISS-WRIGHT CORPORATION

(Exact name of Registrant as specified in its charter)

Delaware
(State or other jurisdiction of
incorporation or organization)

13-0612970
(I.R.S. Employer Identification No.)

10 Waterview Blvd. Parsippany, NJ
(Address of principal executive offices)

07054
(Zip Code)

(973) 541-3700

(Registrant's telephone number, including area code)

Securities registered pursuant to Section 12(b) of the Act:

<u>Title of Each Class</u>	<u>Name of Each Exchange on Which Registered</u>
Common stock, par value \$1 per share	New York Stock Exchange

Securities registered pursuant to Section 12(g) of the Act: None

Indicate by check mark if the registrant is a well-known seasoned issuer, as defined in Rule 405 of the Securities Act.
Yes No

Indicate by check mark if the registrant is not required to file reports pursuant to Section 13 or Section 15(d) of the Act.
Yes No

Indicate by check mark whether the Registrant (1) has filed all reports required to be filed by Section 13 or 15(d) of the Securities Exchange Act of 1934 during the preceding 12 months (or for such shorter period that the registrant was required to file such reports), and (2) has been subject to such filing requirements for the past 90 days.

Yes No

Indicate by check mark whether the Registrant has submitted electronically and posted on its corporate Web site, if any, every Interactive Data File required to be submitted and posted pursuant to Rule 405 of Regulation S-T (§232.405 of this chapter) during the preceding 12 months (or for such shorter period that the registrant was required to submit and post such files). Yes No

Indicate by check mark if disclosure of delinquent filers pursuant to Item 405 of Regulation S-K (§229.405 of this chapter) is not contained herein, and will not be contained, to the best of registrant's knowledge, in definitive proxy or information statements incorporated by reference in Part III of this Form 10-K or any amendment to this Form 10-K.

Indicate by check mark whether the registrant is a large accelerated filer, an accelerated filer, a non-accelerated filer, or a smaller reporting company. See the definitions of "large accelerated filer," "accelerated filer" and "smaller reporting company" in Rule 12b-2 of the Exchange Act.

Large accelerated filer Accelerated filer Non-accelerated filer Smaller reporting company

Indicate by check mark whether the registrant is a shell company (as defined in Rule 12b-2 of the Exchange Act).

Yes No

The aggregate market value of the voting stock held by non-affiliates of the Registrant as of June 30, 2009 was approximately \$1.4 billion.

The number of shares outstanding of each of the Registrant's classes of Common stock as of January 31, 2010:

<u>Class</u>	<u>Number of shares</u>
Common stock, par value \$1 per share	45,812,544

Documents Incorporated by Reference

Portions of the Proxy Statement of the Registrant with respect to the 2010 Annual Meeting of Stockholders to be held on May 7, 2010 are incorporated by reference into Part III of this Form 10-K.

INDEX TO FORM 10-K

Page

PART I

Item 1.	Business	3
Item 1A.	Risk Factors.....	17
Item 1B.	Unresolved Staff Comments.....	25
Item 2.	Properties	26
Item 3.	Legal Proceedings	26
Item 4.	Submission of Matters to a Vote of Security Holders.....	27

PART II

Item 5.	Market for the Registrant's Common Equity and Related Stockholder Matters and Issuer Purchases of Securities	27
Item 6.	Selected Financial Data	29
Item 7.	Management's Discussion and Analysis of Financial Condition and Results of Operations	30
Item 7A.	Quantitative and Qualitative Disclosures About Market Risk	49
Item 8.	Financial Statements and Supplementary Data.....	50
Item 9.	Changes in and Disagreements with Accountants on Accounting and Financial Disclosure	99
Item 9A.	Controls and Procedures	99
Item 9B.	Other Information	99

PART III

Item 10.	Directors and Executive Officers and Corporate Governance	100
Item 11.	Executive Compensation	100
Item 12.	Security Ownership of Certain Beneficial Owners and Management and Related Stockholder Matters	100
Item 13.	Certain Relationships and Related Transactions, and Director Independence.....	100
Item 14.	Principal Accounting Fees and Services.....	100

PART IV

Item 15.	Exhibits, Financial Statement Schedule	100
	Schedule II-Valuation and Qualifying Accounts	104
	Signatures.....	105

PART I

Item 1. *Business.*

Forward-Looking Statements

Except for historical information, this Annual Report on Form 10-K may be deemed to contain “forward-looking statements” within the meaning of the Private Litigation Reform Act of 1995. Examples of forward-looking statements include, but are not limited to: (a) projections of or statements regarding return on investment, future earnings, interest income, sales, volume, other income, earnings or loss per share, growth prospects, capital structure, and other financial terms, (b) statements of plans and objectives of management, (c) statements of future economic performance, and (d) statements of assumptions, such as economic conditions underlying other statements. Such forward-looking statement can be identified by the use of forward-looking terminology such as “anticipates,” “believes,” “continue,” “could,” “estimate,” “expects,” “intend,” “may,” “might,” “outlook,” “potential,” “predict,” “should,” “will,” as well as the negative of any of the foregoing or variations of such terms or comparable terminology, or by discussion of strategy. No assurance may be given that the future results described by the forward-looking statements will be achieved. While we believe these forward-looking statements are reasonable, they are only predictions and are subject to known and unknown risks, uncertainties, and other factors, many of which are beyond our control, which could cause actual results, performance or achievement to differ materially from anticipated future results, performance or achievement expressed or implied by such forward-looking statements. Such statements in this Annual Report on Form 10-K include, without limitation, those contained in Item 1. Business, Item 7. Management’s Discussion and Analysis of Financial Condition and Results of Operations, Item 8. Financial Statements and Supplementary Data including, without limitation, the Notes To Consolidated Financial Statements, and Item 11. Executive Compensation. Important factors that could cause the actual results, performance or achievement to differ materially from those in these forward-looking statements include, among other items:

- our successful execution of internal performance plans and performance in accordance with estimates to complete;
- performance issues with key suppliers, subcontractors, and business partners;
- the ability to negotiate financing arrangements with lenders;
- legal proceedings;
- changes in the need for additional machinery and equipment and/or in the cost for the expansion of our operations;
- ability of outside third parties to comply with their commitments;
- product demand and market acceptance risks;
- the effect of economic conditions;
- the impact of competitive products and pricing, product development, commercialization, and technological difficulties;
- social and economic conditions and local regulations in the countries in which we conduct our businesses;
- unanticipated environmental remediation expenses or claims;
- capacity and supply constraints or difficulties;
- an inability to perform customer contracts at anticipated cost levels;
- changing priorities or reductions in the U.S. and Foreign Government defense budgets;
- contract continuation and future contract awards;
- other factors that generally affect the business of companies operating in our markets and/or industries; and
- the other factors discussed under the caption “Risk Factors” in Item 1A below.

Given these risks and uncertainties, you are cautioned not to place undue reliance on such forward-looking statements. These forward-looking statements speak only as of the date they were made, and we assume no obligation to update forward-looking statements to reflect actual results or changes in or additions to the factors affecting such forward-looking statements.

Business Description

Curtiss-Wright Corporation was incorporated in 1929 under the laws of the State of Delaware. We design and manufacture highly engineered, advanced technologies that perform critical functions in demanding conditions in the defense, energy, commercial aerospace, and general industrial markets, where performance and reliability are essential. Our general industrial markets primarily consist of metallurgical services for high-performance automotive, construction, marine, simulation, and test equipment, as well as motor and machine control systems for commercial HVAC systems.

Our core competence is providing advanced technologies for customers operating in harsh environments. In addition to meeting demanding performance requirements, our technologies are intended to improve worker safety, minimize impact on the environment, and improve operating efficiency. Our products and services include critical-function pumps, valves, motors, generators, and electronics; aircraft flight controls, landing systems, ordnance handling, stabilization and utility actuation systems; as well as metallurgical enhancement of highly stressed components. We compete globally based on technology and pricing; however, significant engineering expertise is a limiting factor to competition, particularly in the U.S. government market. Our business is challenged by price pressure, environmental impact, and geopolitical events, such as the global war on terrorism and diplomatic accords. Our ability to provide high-performance, advanced technologies on a cost-effective basis is fundamental to our strategy for meeting customer demand.

We manage and evaluate our operations based on the products we offer and the different markets we serve. Based on this approach, we operate through three segments: Flow Control, Motion Control, and Metal Treatment. Our principal manufacturing facilities are located in the United States in New York, North Carolina, and Pennsylvania, and internationally in Canada and the United Kingdom.

Our strategy is to maintain a balanced portfolio which generates consistent growth in sales and profitability. As a result of our strategy, we have achieved this balance with revenues generated from defense, energy, commercial aerospace and general industrial markets. In addition, to maintain a diversified business portfolio, we also continue to develop new core competencies, such as electronic technologies. We believe our ability to design and develop future generations of advanced electronics systems is a strategic growth area for the high performance platforms in our served markets. We intend to continue to execute our growth strategy which focuses on diversification in complementary markets that demand high performance and highly engineered products and services.

Flow Control

Our Flow Control segment primarily designs, manufactures, and distributes highly engineered, critical-function products including valves, pumps, motors, generators, instrumentation, and control electronics. These products manage the flow of liquids and gases, generate power, provide electronic operating systems, and monitor critical functions. This segment's primary markets are naval defense, commercial power generation, oil and gas, and general industrial. In the naval defense market, we provide power and propulsion technologies and are a supplier to the U.S. Navy for the nuclear aircraft carrier and submarine programs with power and propulsion technologies, instrumentation and control systems, and shipborne aircraft and helicopter landing systems. Government sales, primarily to the U.S. Navy as a subcontractor, comprised 30%, 26%, and 33% of segment sales in 2009, 2008, and 2007, respectively. The loss of this business could have a material adverse impact on this segment as there were two customers in our Valves division whose revenues exceeded 10% of this segment's 2009 sales. Revenues derived from the sales of valves during 2009, 2008 and 2007 represented 19%, 20%, and 22%, respectively, of the Company's consolidated revenue.

The Flow Control segment consists of business units managed through five operating divisions: Electro-Mechanical Systems, Valve Systems, Control Systems, Commercial Power and Services, and Oil and Gas Systems. The segment has a global customer base with principal manufacturing operations in the United States, Canada, and the United Kingdom.

Our Electro-Mechanical Systems division produces advanced electro-mechanical and pumping solutions for the naval defense, power generation, oil and gas, and other general industrial markets. The division designs and manufactures advanced critical function pumps, motors, generators, ship propulsors, mechanical seals, control rod drive mechanisms, power conditioning electronics, pulse power supplies, integrated motor-controls, composite materials applications, and protection technologies solutions.

This division develops, designs, manufactures, and performs qualification testing of critical-function, electro-mechanical solutions for its primary customer, the U.S. Nuclear Navy, including main coolant pumps, various other critical-function pumps, extremely power-dense compact motors, main and ship service generators, secondary propulsion systems, and design engineering and testing services. The division has served the U.S. Navy for over 60 years and is a sole source provider for various critical function products. The division also overhauls and provides critical spares for units serving the fleet on operational platforms. Current platforms include the Nimitz and Ford class aircraft carriers and Virginia, Los Angeles, Seawolf, and Ohio class submarines.

In addition, the division provides propulsion motors and main generators to the non-nuclear U.S. Navy, including the DDG 1000 destroyer program. We are strengthening our relationship with the U.S. Navy by participating in the design and development of major subsystems for the U.S. Navy's Electro-Mechanical Aircraft Launch System ("EMALS"), Advanced Arresting Gear ("AAG") system for installation on its future aircraft carrier fleet, and the advanced pump and motor designs for the next generation submarine fleet. We expanded our offerings to the military to now include advanced electro-magnetic product development for the U.S. Army as pulsed power technology continues to advance in the military weapons segment.

Electro-Mechanical Systems' products are also sold to complementary commercial markets, primarily nuclear power generation and oil and gas. We have been a supplier to the nuclear power market since its inception more than 50 years ago. We provide reactor coolant pumps, pump seals, and control rod drive mechanisms for commercial nuclear power plants. In 2008, we announced our first domestic new construction contract for three Westinghouse AP1000 power plants to be built in the United States. In 2007, we announced our first award for reactor coolant pumps for four new AP1000 nuclear power plants to be built in China. Combined, these awards are a significant milestone for both the nuclear power renaissance and the globalization of nuclear power technology.

In the oil and gas market, we are utilizing our canned motor and pumping system expertise and partnering with industry leaders to develop advanced systems for offshore recovery, production, and transmission. Current programs encompass sub-sea pumping and power-dense motors for compact, integrated compressor systems. This division has also expanded its offerings to include hazardous waste pumps for the Department of Energy ("DoE") and in-line pumps for the hydrocarbon processing industry.

In the general industrial market, we design, develop, and manufacture integrated motor-controls and protection technology solutions for original equipment manufacturers ("OEMs") and industrial customers. We engineer and manufacture a full range of rugged, reliable, and internationally compliant products that smoothly control the amount of electrical current provided to motors. Custom panel solutions include a variety of low and medium voltage components, such as starters, drives, contactors, breakers, and other related devices. While this is a highly competitive market, our installed base of over 100,000 control units with hundreds of custom designed systems support customers in the industrial heating, ventilation, and air conditioning ("HVAC") market, as well as in the municipal services and energy processing markets, including petrochemicals, power generation, mining, and transportation.

Our Valve Systems division produces high-performance specialized valve solutions that control the flow of liquids and gases for vessels, pipelines, and equipment for the defense, power generation, oil and gas processing, and general industrial markets. We design, engineer, and manufacture spring-loaded, pilot-operated pressure-relief valves and solenoid-operated valves, as well as metal-seated industrial gate, butterfly boltless slide, plug, angle, diverter, and ball valves used in standard and advanced applications, including high-cycle, high-pressure, extreme temperature, and corrosive plant environments. Our products are highly engineered to meet stringent performance and reliability requirements. We also provide engineering support, testing, repair, and consulting services globally.

Our valves are utilized in the nuclear propulsion system of every nuclear submarine and aircraft carrier commissioned by the U.S. Navy. Current programs include the Virginia class submarine and Ford class aircraft

carriers. In addition, we provide spares and repair work for various submarine classes, such as Los Angeles and Trident, as well as the Nimitz class aircraft carriers.

In addition, the Valve Systems division designs and manufactures electro-mechanical and hydro-mechanical systems for landing helicopters aboard naval vessels. The shipboard helicopter handling systems are used by the U.S. Navy, U.S. Coast Guard, and more than ten other navies around the world. We also design and build shipboard aircraft storage structures, including telescopic hangars and doors. Specialized handling systems are also designed and manufactured for towing sonar and mine sweep systems for submarines and surface ships. To further complement this portfolio, in 2009 our Valves System Division acquired Nu-Torque, which designs and manufactures electric and hydraulic valve actuation and control devices primarily for Navy ships. In commercial markets, we provide specialized valves to commercial nuclear power plants, oil and gas refineries, production platforms and pipelines, and general processing industries worldwide. In addition, we are integrating our core hardware technology with engineering software to enhance product selection and inventory management. General industrial products include hydraulic power units and components primarily for the automotive and entertainment industries, specialty hydraulic valves, air-driven pumps, gas boosters, and directional control valves used in industrial applications such as car transport carriers. Competition is based upon quality of technology, price, installed base, and delivery times.

Our Controls System division develops, manufactures, tests, and services specialized electronic instrumentation and control equipment, including instrumentation for primary and secondary controls, steam generator control equipment, valve actuators, and valve and heater controls. This division provides custom designed and commercial-off-the-shelf (“COTS”) electronic circuit boards and systems to the U.S. Navy. They also provide advanced valve controllers and predictive maintenance systems for the oil and gas and general industrial market. There is strong competition in the COTS market, but competition is limited by significant qualification and performance requirements. The division also provides engineering and support services.

Our Power Generation division designs, manufactures, distributes, and qualifies flow control products for nuclear power plants, nuclear equipment manufacturers, hydroelectric energy producers, the DoE, and the Department of Defense (“DoD”). This division offers a wide range of critical hardware, including fastening systems, specialized containment doors, airlock hatches, electrical units, bolting solutions, nuclear storage solutions, machined products, valves, pumps, and enterprise resource planning, as well as plant process controls, including electrical instrumentation, specialty hardware, and proprietary database solutions aimed at improving safety and plant performance, efficiency, reliability, and reducing costs. In addition, the division provides distribution and servicing of OEM spare parts and valve components, training, on-site services, staff augmentation, and engineering programs relating to nuclear power plants.

We have maintained all of the regulatory certifications required to provide representations and certification and/or qualify value-added nuclear-grade products both domestically and internationally. We compete in this market through offering a an expanded array of nuclear technology, industry-benchmarked QA programs, maintaining a large installed base, strategic alliances, resident expertise, and customer recognition from our long-term service commitment to solving the unique challenges of the nuclear market.

Our Oil and Gas Systems division designs and manufactures valves and vessel products for the oil and gas refining market. Primary products include coke deheading systems, fluidic catalytic cracking unit (“FCCU”) components, and web-enabled software for monitoring and process control.

We are a provider of turnkey coker systems globally, as well as oil production platforms and storage facilities, liquefied natural gas (“LNG”) terminals and storage facilities, natural gas pipeline operations, and power generation facilities. Our coke deheading system, which includes top and bottom un-heading valves, isolation valves, cutting tools, and valve automation, process control, and protection systems, enables safer coke drum operation during the refining process. Included in this portfolio of products is the DeltaGuard® coke-drum unheading valve, an advancement in coke-drum unheading technology. Our patented technology is remotely operated, therefore inherently safe, easy to operate, reliable, cost effective, and can be configured for any coke-drum application.

We also offer a delayed coker operations optimization system featuring process control, interlocks, valve control solutions, batch process data acquisition, interactive operator batch sequence procedures, batch scheduler, batch sequence editor, risk management, asset protection, and predictive maintenance capabilities. In addition, we provide inspection, installation, repair and maintenance, and other field services for harsh

environment flow control systems. Competition is mitigated by our technical expertise, proven technology, and extraordinary service.

Our FCCU product portfolio includes custom-designed valves, engineered pressure vessels, and complementary components that operate in industrial process applications including fluid, residual, and catalytic cracking units as well as power generation, steel manufacture, and ore reduction. We manufacture, repair, and modify orifice chambers, hydrotreaters, and American Society of Mechanical Engineers (“ASME”) code pressure vessels. In addition, we provide a wide array of field services, including equipment repair, modification, or replacement; inspection of valves, controls, pipes, and refractory linings; maintenance planning and scheduling for valves or control systems; diagnostic assistance with troubleshooting problems in critical components; and on-site system training. Due to the critical and severe service applications requiring highly engineered solutions, competition is limited to a few major competitors. While we face price competition on most major projects, our large installed base product suite, integrated systems capability, and aftermarket service attract a significant customer base.

In 2009, Oil and Gas Systems acquired EST Group, which provides heat management and cooling systems. Founded in 1968, Expansion Seal Technologies (“EST”) provides life-cycle management for critical processes in the energy and defense markets. Its more well-known product, the Pop-A-Plug[®], is technology that is used in the oil and gas industry. Additionally, EST manufactures heat exchangers, condensers, oil coolers, piping systems, and pressure vessels. EST also provides a comprehensive range of field services for heat management systems.

The following list defines our principle products and the markets served by the Flow Control segment.

Naval Defense

- **Nuclear propulsion system components**

- Valves (butterfly, globe, gate, control, safety, relief, solenoid, hydraulic operated gate)

- Pumps

- Motors and generators

- Instrumentation and controls

- **Instrumentation and control systems**

- **Aircraft carrier launch and retrieval equipment**

- Advanced electromagnetic systems

- Flight critical components (aircraft shuttle components, holdback bars, capacity selector valves)

- **Submarines**

- Cable handling systems for towed arrays

- **Surface ships**

- Helicopter handling and traverse systems

- Tie-down components

- **Non-nuclear products**

- Smart leakless valves

- Sub-safe ball valves

- Jet-fuel pumping valves

- Steam generator control equipment

- Air driven fluid pumps

- Engineering, inspection, and testing services

Ground Defense

- **Electromagnetic rail gun pulsed-power supply system**

Oil & Gas Processing

- **Critical process valves**

DeltaGuard coker unheading valve
Boltless catalyst control slide valves
Butterfly and triple offset butterfly valves
Pilot-operated relief valves
Pressure relief valves
Safety valves
Solenoid, gate, and globe valves
Steam valves

- **Fluidic catalytic cracking equipment**

Air grids and cyclones
Risers, headers, and wye sections

- **Engineered process vessels**

Cat cracking reactors and regenerator heads
Hydrotreaters

- **Advanced valve controls and prognostics technology**

Digital valve controller with redundant technology
Signature recognition for fault and leak detection
Integrated valve, automation, safety, and control systems

- **Web-enabled process control software**

Power Generation

- **Advanced motors and generators**

- **Pumps**

Reactor coolant and process

- **Valves**

Solenoid, ball, butterfly, check, pressure relief, safety and pilot-operated relief valves, and gate and globe (motor operated, air operated, pneumatically operated)

- **Control rod drive mechanisms**

- **Design, fabrication of nuclear facility airlocks, doors, hatches**

- **Instrumentation**

- **Diagnostic and test equipment**

- **Fluid sealing technologies**

- **Actuators**

Pneumatic and hydraulic

- **Plate heat exchangers**

- **Separation technologies**

- **Fasteners**

- **Advanced bolting technologies**

- **Diamond wire concrete cutting**

- **Engineering services**

- **Equipment qualification, commercial grade dedication**

- **Inventory management systems**

General Industrial

- **Valves**

Directional control and pneumatic

- **Power Control Systems**

- Integrated motor-control systems
- Variable frequency drives
- Pump control panels
- Low voltage solid state starters
- Medium voltage controls
- Protective technology solutions

- **Critical machinery fault detection and prognostics systems**

The Flow Control segment competes globally on the basis of technical expertise, price, delivery, contractual terms, previous installation history, and quality of our products and services. Delivery speed and the proximity of service centers are important with respect to aftermarket products. Sales to commercial end users are accomplished primarily by direct sales employees and, in certain instances, by manufacturers' representatives located in primary market areas, such as nuclear power utilities, principal boiler and reactor builders, processing plants, and architectural engineers. For its military contracts, the segment receives requests for quotes from prime contractors as a result of being an approved supplier for naval nuclear propulsion system pumps and valves. In addition, sales engineers support non-nuclear sales activities. The segment uses the direct distribution basis for military and commercial valves and associated spare parts.

Backlog for this segment at December 31, 2009, was \$1,182 million, of which 46% will be shipped after one year, compared with \$1,167 million at December 31, 2008. Approximately 40% of this segment's backlog as of December 31, 2009 is comprised of commercial nuclear orders with Westinghouse Electric Company LLC ("Westinghouse"). Sales to Westinghouse represented approximately 13%, 11%, and 6% of total segment sales in 2009, 2008, and 2007, respectively. Additionally, 38% of this segment's backlog as of December 31, 2009 is comprised of defense orders mainly with the U.S. Navy. Sales to our largest naval defense customer accounted for 11%, 10%, and 12% of this segment's total sales in 2009, 2008, and 2007, respectively, or 6%, 5%, and 6% of our consolidated revenue, respectively. The loss of these customers would have a material adverse effect on the business of this segment and in total. Raw materials are generally available in adequate quantities, although pricing of raw materials is impacted by commodity prices.

Motion Control

Our Motion Control segment designs, develops, manufactures, and maintains sophisticated, high-performance mechanical actuation and drive systems, mission-critical embedded computing component and control systems, and sensors for the aerospace, defense, and general industrial markets. This segment is managed through three operating divisions: Engineered Systems, Integrated Sensing, and Embedded Computing.

Our Engineered Systems division's product offerings to the commercial and aerospace defense markets consist of electro-mechanical and hydro-mechanical actuation control components and systems that are designed to position aircraft control surfaces or operate flaps, slats, and utility systems such as canopies, cargo doors, weapons bay doors, or other moving devices used on aircraft. Aircraft applications include actuators and electro-mechanical control systems for the Boeing 737, 747, 757, 767, 777, 787 civil air transports, the Lockheed Martin F-16 Falcon fighter jet, the Boeing F/A-18 Hornet fighter jet, the F-22 Raptor fighter jet, the Bell Boeing V-22 Osprey, and the Sikorsky Black Hawk and Seahawk helicopters. The Engineered Systems division is also developing flight control actuators and weapons handling systems for Lockheed Martin's F-35 Lightning II Joint Strike Fighter ("F-35 JSF") program. The F-35 JSF is the next-generation fighter aircraft being designed for use by all three branches of the U.S. military as well as by several foreign governments. As a related service within the Engineered Systems division, we also provide commercial airlines, the military, and general aviation customers with component overhaul and repair services in support of our manufactured products. These services include the overhaul and repair of hydraulic, mechanical, and electro-mechanical components and component exchange services for a wide array of aircraft.

Engineered Systems also designs, manufactures, and distributes electro-mechanical and electro-hydraulic actuation components and systems and electronic controls for military tracked and wheeled vehicles within the ground defense market as well as for commercial markets utilizing drive technology. These products consist of turret aiming and stabilization, weapons handling systems, and suspension systems for armored military

vehicles. In addition, we provide a range of general industrial products, such as fuel control valves for large commercial transport ships, stabilization systems, and a variety of commercial servo valves.

Engineered Systems products are sold primarily through a domestic sales force and international network of representatives. A direct sales force is utilized with assistance from commissioned agents. Sales are made directly to OEMs, airlines, and government agencies.

Our Engineered Systems products are sold in competition with a number of other suppliers, some of whom have broader product lines and greater financial, technical, and human resources. The competitive environment for these products is focused on a short list of companies, with recent strategic trends at the prime contractor level resulting in a smaller market of vertically integrated suppliers, while prime contractors specialize in integration and final assembly. Price, technical capability, performance, service, and investment are the primary forces of competition, together with an ability to offer solutions to perform control and actuation functions on a limited number of new production programs.

Our Integrated Sensing division develops and manufactures a range of sensors, controllers, and electronic control units for commercial and aerospace defense and general industrial markets. These products include position, pressure, and temperature sensors, solenoids and solenoid valves, cooling fans and motors, smoke detection sensors, torque sensing, ice detection and protection equipment, air data computers, flight data recorders, joysticks, and electronic signal conditioning and control equipment. The division also provides electric motors with controllers, rotary sensors, controllers, and smaller electro-mechanical actuation subsystems for flight, engine, and environmental control for aircraft and space applications. This division's products are sold primarily to prime contractors and system integrators, both directly and through a network of independent sales representatives on a worldwide basis. Position sensors are used on primary flight control systems and engine controls on Airbus and Boeing aircraft, regional and business aircraft, and on many U.S. and European military aircraft. Air data, flight recorder, and ice detection and protection equipment are supplied to many helicopter applications. We also sell our products for use in a wide range of industrial applications such as off-highway vehicles, powered mobility vehicles, process controls, and motorsports.

Competitive discriminators for Integrating Sensing include technical leadership and support, product price and customer service. For that reason Integrated Sensing products are marketed through facilities in the United Kingdom, Germany, and the United States, and manufacturing facilities have now been established in Mexico and China.

Our Embedded Computing division designs, develops, and manufactures rugged embedded computing board-level modules and integrated subsystems primarily for the aerospace and ground defense markets. Using standard, commercially available electronics technologies, coupled with application domain specific knowledge, we offer COTS hardware and software modules based on open industry standards. Our advanced subsystems are integrated using standard modules and our custom modules based on in-house intellectual property content as well as third-party technology. We also offer a broad array of support services that include life-cycle management, technical support, training, and custom engineering of modules and fully integrated subsystems. We are a single source for high density radar processing, data communications, digital signal processing, video and graphics, recording and network storage, analog acquisition and reconstruction, radar, and integrated subsystems. Our COTS modules and integrated subsystems are designed to perform in harsh conditions where space, weight, and power constraints are critical. Our rugged products perform in extreme temperatures and environments, enduring high shock and vibration, as well as in commercial environments for use in laboratory and benign environment applications.

Embedded Computing's subsystem products are used in a wide variety of mission-critical military applications, including fire control, aiming and stabilization, munitions loading, and environmental processors for military ground vehicles. These products are used on demanding combat platforms such as the Bradley fighting vehicle, the Abrams M1A2/A3 tank, Expeditionary Fighting Vehicle, and the Brigade Combat Team Interim Armored Vehicle, which is part of the U.S. Army's modernization and transformation efforts. This division also provides the mission management, flight control computers, and the sensor management units for advanced aerospace platforms including Global Hawk, the U.S. Air Force's high-altitude and high-endurance unmanned aerial vehicle.

Embedded Computing's modules are used in numerous active programs today, including the Improved Bradley Acquisition System and the Improved Tow Acquisition System. The modules feature the highest performance commercial processors on open standard board architectures. The division has taken a leadership

position in the drafting and definition of the newest embedded standards, which are designed to address the more demanding performance and data bandwidth requirements of emerging applications. Embedded Computing supplies technology for some of the most advanced military platforms including the F-22 Raptor, F-35 JSF, and P-8 Poseidon and U.S. Marine Corps' Ground/Air Task Orientation Radar ("G/ATOR") program.

This division's products are manufactured at its operations located in North America and Europe. Our products are sold primarily to prime contractors and subsystem suppliers located primarily in the United States, United Kingdom, and Canada, both directly and through a network of independent sales representatives. In recent years, competition in the embedded electronic systems market has migrated away from traditional board competitors toward fully integrated subsystem and system providers selling to prime and second-tier defense and aerospace companies. Competition in this market is based on quality of technology, price, and delivery time to market.

In 2009, this division increased its portfolio of high-performance embedded computing products with the acquisition of Skyquest Systems Limited ("Skyquest"). Skyquest is a supplier of aircraft video displays, recorders, and video/radar converters for surveillance aircraft applications in the aerospace and defense markets. Skyquest's display and recorder technology supports demanding airborne surveillance missions with proven reliability in harsh environments. Skyquest products include, the Video Management System ("VMS"), which provides fully integrated systems that enable observers and pilots to select, view, and record the images they need with maximum fidelity. The Skyquest VMS enables multiple camera sensor outputs to be viewed simultaneously and supports touch-screen control of moving maps, video recorders, mission computers, and the selection and transmission of video for downlink. Skyquest also develops lightweight, airworthy standard and High Definition ("HD") video recorders for airborne surveillance. Skyquest systems have been fielded in a broad range of demanding applications including police, customs, coast guard, search and rescue, and border patrol operations.

The following list defines our principle products and the markets served by the Motion Control segment.

Commercial Aerospace

- **Commercial Jet Transports, Business/Regional Jets**

- Secondary flight control actuation systems and electromechanical trim actuators
- Aircraft cargo door and utility actuation systems
- Fire detection and suppression control systems
- Position sensors
- Pressure sensors
- Solenoids and solenoid valves
- Throttle quadrants
- Fans and motors

- **Helicopters**

- Rotor ice protection systems
- Flight data recorders
- Air data computers
- Logic control modules and utility control electronics
- Mission video displays, distribution systems, recorders and associated products

- **Repair & Overhaul Services**

- Component overhaul and logistics support services

Aerospace Defense

- **Transport and fighter aircraft**

- Weapons bay door actuation systems
- Weapons handling systems
- Secondary flight control actuation
- Rotary actuation for environmental control systems
- Video displays, recorders and radar converters

Position sensors
Solenoids and solenoid valves
Throttle quadrants
Fans and motors

- **Helicopters**

Radar warning systems
Acoustic processing systems
Flight data recorders
Air data computers
Position sensors
Logic control modules and utility control electronics
Mission video displays, distribution systems, recorders and associated products

- **Unmanned aerial vehicles**

Integrated mission management and flight control computers
Weapons handling systems
Position sensors

Ground Defense

- **Tanks and light armored vehicles**

Digital electromechanical aiming and stabilization systems
Fire control, sight head, and environmental control processors
Single Board Computers for target acquisition systems
Hydropneumatic suspension systems
Ammunition handling systems
Position sensors

Naval Defense

- **Marine Propulsion**

Marine engine diesel valve injection systems

Other Military & Government

- **High performance data communication products**

Power conversion products

- **Space programs**

Control electronics and sensors

- **Security systems**

Perimeter intrusion detection equipment

- **FAA**

Airport surface detection equipment radar video processing

General Industrial Markets

- **Automated industrial equipment**

Air, sea, and ground simulation
Fractional horse power (“HP”) specialty motors
Force transducers
Joysticks
Sensors

Sales by our Motion Control segment to its largest customer in 2009, 2008, and 2007 accounted for 11% of Motion Control revenue and 6% of our consolidated revenue for each year. The loss of this customer would have a material adverse effect on Motion Control. Direct and end use sales of this segment to government agencies, primarily the U.S. Government, in 2009, 2008, and 2007, accounted for 70%, 64%, and 60%, respectively, of total Motion Control sales. Although the loss of this business would also have a material adverse affect on Motion Control, no single prime contractor to the U.S. Government to which we are a subcontractor provided greater than 10% of Motion Control revenue during any of the last three years.

Backlog for our Motion Control segment at December 31, 2009, was \$443 million, of which 79% is expected to be shipped after one year, compared with \$510 million at December 31, 2008. Raw materials are generally available in adequate quantities from a number of suppliers. However, we utilize sole source suppliers in this segment. Thus, the failure and/or inability of a sole source supplier to provide product to Motion Control could have an adverse impact on our financial performance. While alternatives could be identified to replace a sole source supplier, a transition could result in increased costs and manufacturing delays.

Metal Treatment

Our Metal Treatment segment provides various metallurgical processes that are used primarily to improve the service life, strength, and durability of highly stressed, critical-function metal parts. Metal Treatment provides these services to a broad spectrum of customers in commercial and aerospace defense, oil and gas, power generation, and general industrial markets, including automotive/transportation, construction equipment, and metal working.

This segment consists of several business units that are organized by three principal services that the segment offers which include peening, specialty coatings, and heat treating.

Shot peening is a process by which the durability of metal parts is enhanced by the bombardment of the part's surface with spherical media, such as steel shot or ceramic or glass beads, to compress the outer layer of the metal. In addition, shot peen forming enables metal panels to be shaped with aerodynamic curvatures that are assembled as wing skins of commercial and military aircraft.

Laser peening is an advanced metal surface treatment process that utilizes a unique high energy laser developed by the Lawrence Livermore National Laboratory as enhanced by Metal Treatment engineers. The laser peening process is being used in production to extend the life of critical industrial and flight turbine engine components. Future applications include high value, extreme service components in aircraft structures, oil and gas, medical implant, and marine applications. We retain the exclusive worldwide rights to the intellectual property necessary for the use of this laser architecture on laser peening of commercial products. Currently, the patents associated with the laser peening technology are not material to our current operations. However, we believe that this technology has significant potential and, thus, these patents may become material to our future operations.

Specialty coatings primarily consist of the application of solid film lubricant coatings, which are designed to enhance the performance of metal components used in critical applications for a broad range of industries. The coatings are applied by either an air spray or a dipping and spinning process for bulk applications. We have diversified this service into the growing medical market by the addition of a vapor deposition process to apply parylene coatings to medical devices, including rubber/silicone seals and wire forming mandrels used in the manufacture of catheters. The conformal coating provides resistance to solvents, radiation and bacteria and is also biocompatible. Parylene coatings are also uniquely suited for use in niche electronic, oil and gas, and general industrial applications.

Heat treating is a process of exposing metal parts to hot and/or cold temperatures to change the mechanical and metallurgical properties of the metal.

In addition to shot peening, laser peening, heat treating, and specialty coatings, other metal treatment services that are provided on a job shop basis include shot peen forming, wet finishing, nondestructive inspection, anodizing, and reed valve manufacturing.

The following list defines our principle products and the markets served by the Metal Treatment segment.

Commercial Aerospace

- **Shot peen forming**
 - Wing skins
- **Shot peening**
 - Aircraft structural components
 - Landing gear components
 - Turbine engine rotating components
- **Laser peening**
 - Turbine engine rotating components
- **Coatings**
 - Fasteners
 - Sliding components
 - Silicone/rubber medical components
- **Heat Treating**
 - Aluminum structural components

General Industrial

- **Shot Peening**
 - Highly stressed metal components susceptible to fatigue
 - Welded components subject to distortion
 - Architectural structures
 - Engine and transmission components
- **Heat Treating**
 - Miscellaneous engine, transmission and structural components
 - Miscellaneous aluminum and steel components
- **Coatings**
 - Fasteners
 - Brake and suspension components
 - Sliding components
 - Miscellaneous components subject to corrosion and sliding wear

Defense

- **Shot Peening**
 - Helicopter and fighter aircraft structural and turbine engine components

Through a combination of acquisitions and new plant openings, we continue to increase Metal Treatment's network of regional facilities. Metal Treatment operations are now conducted from 66 facilities located in the United States, Canada, United Kingdom, France, Germany, Sweden, Belgium, Italy, Spain, Austria, and China. Our Metal Treatment services are marketed directly by our employees. Although numerous companies compete in this field and many customers have the resources to perform such services themselves, we believe that our technical knowledge and quality of workmanship provide a competitive advantage. We compete in this segment on the basis of quality, service, and price.

Raw materials are generally available in adequate quantities from a number of suppliers, and we are not materially dependent upon any single source of supply in this segment. We have no significant working capital requirements outside of normal industry accounts receivable and inventory turnover. Our largest customer in this segment accounted for approximately 11% of Metal Treatment sales during 2009 and 9% during 2008 and 2007. Although the active customer base is in excess of 5,000, the loss of this customer would have a material adverse effect on our Metal Treatment segment.

The backlog of Metal Treatment was \$2 million as of December 31, 2009 and 2008, all of which is expected to be recognized in the first quarter of 2010. Due to the nature of our metal treatment services, we operate with a very limited backlog of orders and services that are provided primarily on new manufactured parts. Thus, the backlog of this segment is not indicative of our future sales, and as a result, this segment's sales and profitability are closely aligned with general industrial economic conditions and, in particular, the commercial aerospace market.

Other Information

Certain Financial Information

For information regarding sales by geographic region, see Note 18 to the Consolidated Financial Statements contained in Part II, Item 8, of this Annual Report on Form 10-K.

In 2009, 2008, and 2007, our foreign operations generated 35%, 57%, and 42%, respectively, of our pre-tax earnings.

Government Sales

Our direct sales to the U.S. Government and sales for U.S. Government and foreign government end use represented 42%, 36%, and 38% of consolidated revenue during 2009, 2008, and 2007, respectively. U.S. Government sales, both direct and indirect, are generally made under standard types of government contracts, including fixed price, fixed price-redeterminable, and cost plus.

In accordance with normal practice in the case of U.S. Government business, contracts and orders are subject to partial or complete termination at any time, at the option of the customer. In the event of a termination for convenience by the government, there generally are provisions for recovery of our allowable incurred costs and a proportionate share of the profit or fee on the work completed, consistent with regulations of the U.S. Government. Fixed-price redeterminable contracts, generally on naval programs, usually provide that we absorb the majority of any cost overrun. In the event that there is a cost underrun, the customer recoups a portion of the underrun based upon a formula in which the customer's portion increases as the underrun exceeds certain established levels.

Generally, long-term contracts with the U.S. Government require us to invest in and carry significant levels of inventoriable costs. However, where allowable, we utilize progress payments and other interim billing practices on nearly all of these contracts, thus reducing the overall working capital requirements. It is our policy to seek customary progress payments on certain of our contracts. Where we obtain such payments under U.S. Government prime contracts or subcontracts, the U.S. Government has either title to or a secured interest in the materials and work in process allocable or chargeable to the respective contracts. (See Notes 1.F, 3, and 4 to the Consolidated Financial Statements, contained in Part II, Item 8, of this Annual Report on Form 10-K). In the case of most Motion Control and Flow Control segment products for U.S. Government end use, the contracts typically provide for the retention by the customer of stipulated percentages of the contract price pending completion of contract closeout conditions.

Patents

We own and are licensed under a number of United States and foreign patents and patent applications, which have been obtained or filed over a period of years. We also license intellectual property to and from third parties. Specifically, the U.S. Government has licenses in our patents that are developed in performance of government contracts, and it may use or authorize others to use the inventions covered by such patents for government purposes. Additionally, unpatented research, development, and engineering skills, some of which have been acquired by us through business acquisitions, make an important contribution to our business. While our intellectual property rights in the aggregate are important to the operation of our business, we do not consider the successful conduct of our business or business segments to be materially dependent upon the timing of expiration or protection of any one or group of patents, patent applications, or patent license agreements under which we now operate.

Research and Development

We conduct research and development activities under customer-sponsored contracts, shared development contracts, and our own independent research and development activities. Customer-sponsored research and development costs are charged to costs of goods sold when the associated revenue has been recognized. Funds received under shared development contracts are a reduction of the total development expenditures under the shared contract and are shown net as research and development costs. Company-sponsored research and development costs are charged to expense when incurred. Customer-sponsored research and development activity amounted to \$29 million, \$32 million, and \$45 million, in 2009, 2008, and 2007, respectively, and were attributed to customers within our Flow Control and Motion Control segments. Research and development expenses incurred by us amounted to \$55 million in 2009 as compared with \$50 million in 2008 and \$48 million in 2007.

Environmental Protection

We are subject to federal, state, local, and foreign laws, regulations, and ordinances that govern activities or operations that may have adverse environmental effects, such as discharges to air and water. These laws, regulations, and ordinances may also apply to handling and disposal practices for solid and hazardous waste and impose liability for the costs of cleaning up and for certain damages resulting from sites of past spills, disposals, or other releases of hazardous substances.

At various times, we have been identified as a potentially responsible party pursuant to the Comprehensive Environmental Response, Compensation, and Liability Act of 1980 (CERCLA), and analogous state environmental laws, for the cleanup of contamination resulting from past disposals of hazardous wastes at certain current and former facilities and at sites to which we, among others, sent wastes in the past. CERCLA requires potentially responsible persons to pay for cleanup of sites from which there has been a release or threatened release of hazardous substances. Courts have interpreted CERCLA to impose strict joint and several liability on all persons liable for cleanup costs. As a practical matter, however, at sites where there are multiple potentially responsible persons, the costs of cleanup typically are allocated among the parties according to a volumetric or other standard.

Information concerning our specific environmental liabilities is described in Notes 1.N and 13 to the Consolidated Financial Statements contained in Part II, Item 8, of this Annual Report on Form 10-K.

Executive Officers

Martin R. Benante, age 57, has served as the Chairman of the Board of Directors and Chief Executive Officer of the Corporation since April 2000. He has been a Director of the Corporation since 1999.

David J. Linton, age 54, has served as Co-Chief Operating Officer of the Corporation since November 2008 and President of Curtiss-Wright Flow Control Corporation since May 2004; prior to his promotion to Co-Chief Operating Officer served as Vice President of the Corporation from May 2004, Vice President of Program Management, Raytheon Network Centric Systems from November 2003 to April 2004; Chief Executive Officer, Cordiem, Inc. from April 2001 to March 2003; Vice President and General Manager of Electric Systems, Hamilton Sundstrand Corporation, June 1998 to April 2001.

David C. Adams, age 55, has served as Co-Chief Operating Officer since November 2008 and prior to his promotion served as Vice President of the Corporation from November 2005 and President of Curtiss-Wright Controls from June 2005; Senior Vice President, Electronic Systems of Curtiss-Wright Controls from February 2004 to June 2005; Group Vice President, Integrated Sensing from April 2002 to February 2004.

Glenn E. Tynan, age 51, has served as Vice President of Finance and Chief Financial Officer of the Corporation since June 2002; Controller of the Corporation from June 2000 to May 2002.

Michael J. Denton, age 54, has served as Vice President, Secretary, and General Counsel of the Corporation since August 2001.

Glenn Coleman, age 42, has served as Vice President and Corporate Controller of the Corporation since May 2008. Prior to his appointment, Mr. Coleman spent the preceding 10 years with Alcatel Lucent (formerly Lucent Technologies) in various positions, including Finance Vice President, Wireless Business Group from June 2007 to December 2007 and Finance Vice President, Americas Controller from January 2002 to May 2007.

Harry Jakubowitz, age 57, has served as Vice President of the Corporation since May 2007 and as Treasurer of the Corporation since September 2005; Director of Taxes of the Corporation from June 2002 to September 2005.

Employees

At the end of 2009, we had approximately 7,600 employees, 9% of which are represented by labor unions and covered by collective bargaining agreements.

Available information

We file annual reports on Form 10-K, quarterly reports on Form 10-Q, current reports on Form 8-K, and proxy statements for our annual stockholders' meetings, as well as any amendments to those reports, with the Securities and Exchange Commission ("SEC"). The public may read and copy any of our materials filed with the SEC at the SEC's Public Reference Room at 100 F Street, NE, Washington, DC 20549. The public may obtain information on the operation of the Public Reference Room by calling the SEC at 1-800-SEC-0330. The SEC also maintains an Internet site at www.sec.gov that contains reports, proxy and information statements, and other information regarding issuers that file electronically with the SEC, including our filings. These reports are also available free of charge through our web site at www.curtisswright.com as soon as reasonably practicable after we electronically file that material with, or furnish it to, the SEC.

Item 1A. Risk Factors.

We have summarized below the significant, known material risks to our business. Our business, financial condition, and results of operations and cash flows could be materially and adversely impacted if any of these risks materialize. Additional risk factors not currently known to us or that we believe are immaterial may also impair our business, financial condition, and results of operations. The risk factors below should be considered together with information included elsewhere in this Annual Report on Form 10-K as well as other required filings by us to the Securities Exchange Commission, such as our Form 10-Q's, Form 8-K's, proxy statements for our annual shareholder meetings, and subsequent amendments, if any.

A substantial portion of our revenues and earnings depends upon the continued willingness of the U.S. Government and our other customers in the defense industry to buy our products and services.

In 2009, approximately 42% of our revenues were derived from or related to defense programs, with approximately 15% attributable to U.S. Navy procurements. U.S. defense spending has historically been cyclical, and defense budgets tend to rise when perceived threats to national security increase the level of concern over the country's safety. At other times, spending by the military can decrease. While Department of Defense funding has grown rapidly over the past few years, there is no assurance this trend will continue. Competing demands for federal funds can put pressure on all areas of discretionary spending, which could ultimately impact the defense budget. A decrease in U.S. government defense spending or changes in spending allocation could result in one or more of our programs being reduced, delayed, or terminated. Reductions in defense industry spending may or may not have an adverse effect on programs for which we provide products and services. In the event expenditures are reduced for products we manufacture or services we provide and are not offset by revenues from foreign sales, new programs, or products or services that we currently manufacture or provide, we may experience a reduction in our revenues and earnings and a material adverse effect on our business, financial condition, and results of operations. Further, there can be no assurance that our significant customers will continue to buy our products and services at current or increased levels.

As a U.S. Government contractor, we are subject to a number of procurement rules and regulations.

We must comply with and are affected by laws and regulations relating to the award, administration, and performance of U.S. Government contracts. Government contract laws and regulations affect how we do business with our customers and, in some instances, impose added costs on our business. A violation of specific laws and regulations could result in the imposition of fines and penalties or the termination of our contracts or debarment from bidding on contracts. These fines and penalties could be imposed for failing to follow procurement integrity and bidding rules, employing improper billing practices or otherwise failing to follow cost accounting standards, receiving or paying kickbacks, or filing false claims. We have been, and expect to continue to be, subjected to audits and investigations by government agencies. The failure to comply with the

terms of our government contracts could harm our business reputation. It could also result in our progress payments being withheld.

In some instances, these laws and regulations impose terms or rights that are more favorable to the government than those typically available to commercial parties in negotiated transactions. For example, the U.S. Government may terminate any of our government contracts and, in general, subcontracts, at its convenience as well as for default based on performance. Upon termination for convenience of a fixed-price type contract, we normally are entitled to receive the purchase price for delivered items, reimbursement for allowable costs for work-in-process, and an allowance for profit on work actually completed on the contract or adjustment for loss if completion of performance would have resulted in a loss. Upon termination for convenience of a cost reimbursement contract, we normally are entitled to reimbursement of allowable costs plus a portion of the fee. Such allowable costs would normally include our cost to terminate agreements with our suppliers and subcontractors. The amount of the fee recovered, if any, is related to the portion of the work accomplished prior to termination and is determined by negotiation.

A termination arising out of our default could expose us to liability and have a material adverse effect on our ability to compete for future contracts and orders. In addition, on those contracts for which we are teamed with others and are not the prime contractor, the U.S. Government could terminate a prime contract under which we are a subcontractor, irrespective of the quality of our services as a subcontractor.

In addition, our U.S. Government contracts typically span one or more base years and multiple option years. The U.S. Government generally has the right to not exercise option periods and may not exercise an option period if the agency is not satisfied with our performance on the contract. U.S. Government Procurement may adversely affect our cash flow or program profitability.

A significant reduction in the purchase of our products by the U.S. government would have a material adverse effect on our business. The risk that governmental purchases of our products may decline stems from the nature of our business with the U.S. government, where they may:

- terminate, reduce or modify contracts or subcontracts if its requirements or budgetary constraints change;
- cancel multi-year contracts and related orders if funds become unavailable; and
- shift its spending priorities.

In addition, as a defense contractor, we are subject to risks in connection with government contracts, including without limitation:

- the frequent need to bid on programs prior to completing the necessary design, which may result in unforeseen technological difficulties and/or cost overruns;
- the difficulty in forecasting long-term costs and schedules and the potential obsolescence of products related to long-term, fixed price contracts;
- Contracts with varying fixed terms that may not be renewed or followed by follow-on contracts upon expiration;
- cancellation of the follow-on production phase of contracts if program requirements are not met in the development phase;
- the failure of a prime contractor customer to perform on a contract; and
- the fact that government contract wins can be contested by other contractors.

Our business could be adversely affected by a negative audit by the U.S. Government.

We operate in a highly regulated environment and have been, and expect to continue to be, routinely audited by the U.S. Government and others. On a regular basis, we monitor our policies and procedures with respect to our contracts to ensure consistent application under similar terms and conditions and to assess compliance with all applicable government regulations. Negative audit findings could result in termination of a contract, forfeiture of profits, or suspension of payments. From time to time we are subject to U.S. Government investigations relating to our operations. Government contractors that are found to have violated the law, such as the False Claims Act or the Arms Export Control Act, or are indicted or convicted for violations of other federal laws, or are found not to have acted responsibly as defined by the law, may be subject to significant

fines. Such convictions could also result in suspension or debarment from government contracting for some period of time. Given our dependence on government contracting, suspension or debarment could have a material adverse effect on our business.

Our operating results are subject to fluctuations.

Our business is subject to changes in economic cycles and fluctuation in the timing of government procurement activities. As a result, our annual and quarterly operating results may fluctuate. It is possible that our operating results for a particular quarter may not meet the expectations of securities analysts or investors. Similarly, securities analysts may issue reports downgrading our common stock. These events could cause the market price of our common stock to decline.

Future terror attacks, war, natural disasters, or other events beyond our control could adversely impact our businesses.

Despite our concerted effort to minimize risk to our production capabilities and corporate information systems and to reduce the effect of unforeseen interruptions to us through business continuity planning and disaster recovery plans, terrorist attacks, war, natural disasters, such as hurricanes, floods, tornados, pandemic diseases, or other events such as strikes by a significant customer's or supplier's workforce could adversely impact demand for or supply of our products and could also cause disruption to our facilities or systems which could also interrupt operational processes and adversely impact our ability to manufacture our products and provide services and support to our customers. We operate facilities in areas of the world that are exposed to natural disasters, such as but not limited to hurricanes, floods, tornados, and pandemic diseases. For example, Hurricanes Ike and Gustav in 2008 caused disruption to the oil and gas market for our products and services. Similarly, the terrorist attacks of September 11, 2001 and subsequent terrorist attacks worldwide caused decreased demand in the commercial aerospace market for our products and commercial overhaul and repair services. Financial difficulties of our customers, delays by our customers in production of their products, high fuel prices, the concern of another major terrorist attack, and the overall decreased demand for our customers' products could adversely affect our operating results and financial position.

The success of our growth strategy is dependent upon our ability to complete acquisitions and integrate acquired businesses.

Our strategy includes growth through acquisitions. As a result, our future growth depends in part on our ability to implement our acquisition strategy and successfully integrate acquired businesses into our existing operations. If we are unable to identify suitable candidates, negotiate appropriate acquisition terms, obtain financing, and successfully integrate acquired businesses into our existing operations, our growth strategy may not be successful. In addition, acquisitions involve numerous risks, including difficulties in the assimilation of the operations, technologies, services, and products of the acquired company, the potential loss of key employees of the acquired company, and the diversion of our management's attention from other business concerns. This is the case particularly in the fiscal quarters immediately following the completion of an acquisition because the operations of the acquired business are integrated into the acquiring businesses' operations during this period. We cannot be sure that we will accurately anticipate all of the changing demands that any future acquisition may impose on our management, our operational and management information systems, and our financial systems. Once integrated, acquired operations may not achieve levels of revenue, profitability, or productivity comparable to those of our existing operations or may otherwise not perform as we expected. We may fail to discover liabilities relating to a pending acquisition during the due diligence investigation, liabilities for which we, as the successor owner, might be responsible. Although we seek to minimize the impact of potential undiscovered liabilities by structuring acquisitions to minimize liabilities and obtaining indemnities and warranties from the selling party, these methods may not fully protect us from the impact of undiscovered liabilities. For example, indemnities or warranties are often limited in scope, amount, or duration, and may not fully cover the liabilities for which they were intended. If indemnities or warranties are limited, the liabilities that are not covered by the limited indemnities or warranties could have a material adverse effect on our business and financial condition.

We use estimates when accounting for contracts. Changes in estimates could affect our profitability and overall financial position.

Long-term contract accounting requires judgment relative to assessing risks, estimating contract revenues and costs, and making assumptions for schedule and technical issues. Due to the size and nature of many of our

contracts, the estimation of total revenues and costs at completion is complicated and subject to many variables. For example, assumptions have to be made regarding the length of time to complete the contract because costs also include expected increases in wages and prices for materials. Similarly, assumptions have to be made regarding the future impact of efficiency initiatives and cost reduction efforts. Incentives, awards, price escalations, or penalties related to performance on contracts are considered in estimating revenue and profit rates and are recorded when there is sufficient information to assess anticipated performance. Because of the significance of the judgments and estimation processes described above, it is possible that materially different amounts could be obtained if different assumptions were used or if the underlying circumstances were to change. Changes in underlying assumptions, circumstances, or estimates may have a material adverse effect upon future period financial reporting and performance. See “Critical Accounting Estimates and Policies” in Part II, Item 7.

New accounting standards could result in changes to our methods of quantifying and recording accounting transactions, and could affect our financial results and financial position.

Changes to Generally Accepted Accounting Principles in the United States (“GAAP”) arise from new and revised standards, interpretations, and other guidance issued by the Financial Accounting Standards Board, the SEC, and others, as well a potential change to International Financial Reporting Standards (“IFRS”). In addition, the U.S. Government may issue new or revised Cost Accounting Standards or Cost Principles. The effects of such changes may include prescribing an accounting method where none had been previously specified, prescribing a single acceptable method of accounting from among several acceptable methods that currently exist, or revoking the acceptability of a current method and replacing it with an entirely different method, among others. Such changes could result in unanticipated effects on our results of operations, financial position, and other financial measures.

Our earnings and margins may vary based on the mix of our contracts and programs.

At December 31, 2009, our backlog included both cost reimbursable and fixed-price contracts. Cost reimbursable contracts generally have lower profit margins than fixed-price contracts. Production contracts are mainly fixed-price contracts, and developmental contracts are generally cost reimbursable contracts. Our earnings and margins may vary materially depending on the types of long-term government and commercial contracts undertaken, the nature of the products produced or services performed under those contracts, the costs incurred in performing the work, the achievement of other performance objectives, and the stage of performance at which the right to receive fees, particularly under incentive and award fee contracts, is finally determined.

Under fixed-price contracts, we receive a fixed price irrespective of the actual costs we incur and, consequently, any costs in excess of the fixed price are generally absorbed by us. Under time-and-materials contracts, we are paid for labor at negotiated hourly billing rates and for certain expenses. Under cost-reimbursable contracts, subject to a contract-ceiling amount in certain cases, we are reimbursed for allowable costs and paid a fee, which may be fixed or performance based. However, if our costs exceed the contract ceiling or are not allowable under the provisions of the contract or applicable regulations, we may not be able to obtain reimbursement for all such costs and may have our fees reduced or eliminated. The failure to perform to customer expectations and contract requirements can result in reduced fees and may affect our financial performance for the affected period. Under each type of contract, if we are unable to control costs we incur in performing under the contract, our financial condition and operating results could be materially adversely affected. Cost over-runs also may adversely affect our ability to sustain existing programs and obtain future contract awards.

Our backlog is subject to reduction and cancellation, which could negatively impact our revenues and results of operations.

Backlog represents products or services that our customers have committed by contract to purchase from us. Backlog as of December 31, 2009 was \$1.6 billion, which includes estimates on contracts where indefinite quantities are specified. Backlog is subject to fluctuations and is not necessarily indicative of future sales. The U.S. government may unilaterally modify or cancel its contracts. In addition, under certain of our commercial contracts, our customers may unilaterally modify or terminate their orders at any time for their convenience. Accordingly, certain portions of our backlog can be cancelled or reduced at the option of the U.S. government

and commercial customers. Our failure to replace cancelled or reduced backlog could negatively impact our revenues and results of operations.

Our future financial results could be adversely impacted by asset impairment charges.

At December 31, 2009, we had goodwill and other intangible assets of approximately \$891 million, net of accumulated amortization, which represented approximately 42% of our total assets. Our goodwill is subject to an impairment test on an annual basis and is also tested whenever events and circumstances indicate that goodwill may be impaired. Any excess goodwill resulting from the impairment test must be written off in the period of determination. Intangible assets (other than goodwill) are generally amortized over the useful life of such assets. In addition, from time to time, we may acquire or make an investment in a business that will require us to record goodwill based on the purchase price and the value of the acquired assets. We may subsequently experience unforeseen issues with such business that adversely affect the anticipated returns of the business or value of the intangible assets and trigger an evaluation of the recoverability of the recorded goodwill and intangible assets for such business. Future determinations of significant write-offs of goodwill or intangible assets as a result of an impairment test or any accelerated amortization of other intangible assets could have a material negative impact on our results of operations and financial condition.

We operate in highly competitive markets.

We compete against companies that often have greater sales volumes and financial, research, human, and marketing resources than we have. In addition, some of our largest customers could develop the capability to manufacture products or provide services similar to products that we manufacture or services that we provide. This would result in these customers supplying their own products or services and competing directly with us for sales of these products or services, all of which could significantly reduce our revenues. Furthermore, we are facing increased international competition and cross-border consolidation of competition. Our management believes that the principal points of competition in our markets are technology, product quality, performance, price, service, contractual terms, previous installation history, technical expertise, investment, and timeliness of delivery. If we are unable to compete successfully with existing or new competitors in these areas, our business, financial condition, and results of operations could be materially and adversely impacted.

Our future growth and continued success is dependent upon our key personnel.

Our success is dependent upon the efforts of our senior management personnel and our ability to attract and retain other highly qualified management personnel. We face competition for management from other companies and organizations. Therefore, we may not be able to retain our existing management personnel or fill new management positions or vacancies created by expansion or turnover at our existing compensation levels. Although we have entered into change of control agreements with some members of senior management, we do not have employment contracts with our key executives. We have made a concerted effort to reduce the effect of the loss of our senior management personnel through management succession planning. The loss of members of our senior management group could have a material and adverse effect on our business. In addition, competition for qualified technical personnel in our industries is intense, and we believe that our future growth and success will depend upon our ability to attract, train, and retain such personnel.

Our international operations are subject to risks and volatility.

During 2009, approximately 29% of our consolidated revenue was from customers outside of the United States, and we have operating facilities in foreign countries. Doing business in foreign countries is subject to numerous risks, including without limitation: political and economic instability; the uncertainty of the ability of non-U.S. customers to finance purchases; restrictive trade policies; and complying with foreign regulatory and tax requirements that are subject to change. While these factors or the impact of these factors are difficult to predict, any one or more of these factors could adversely affect our operations in the future. To the extent that foreign sales are transacted in foreign currencies and we do not enter into currency hedge transactions, we are exposed to risk of losses due to fluctuations in foreign currency exchange rates, particularly for the Canadian dollar, the Euro, Swiss franc, and the British pound. Significant fluctuations in the value of the currencies of the countries in which we do business could have an adverse effect on our results of operations.

We may be unable to protect the value of our intellectual property.

Obtaining, maintaining, and enforcing our intellectual property rights and avoiding infringing on the intellectual property rights of others are important factors to the operation of our business. While we take precautionary steps to protect our technological advantages and intellectual property and rely in part on patent, trademark, trade secret, and copyright laws, we cannot assure that the precautionary steps we have taken will completely protect our intellectual property rights. Because patent applications in the United States are maintained in secrecy until either the patent application is published or a patent is issued, we may not be aware of third-party patents, patent applications, and other intellectual property relevant to our products that may block our use of our intellectual property or may be used in third-party products that compete with our products and processes. When others infringe on our intellectual property rights, the value of our products is diminished, and we may incur substantial litigation costs to enforce our rights. Similarly, we may incur substantial litigation costs and the obligation to pay royalties if others claim we infringed on their intellectual property rights. When we develop intellectual property and technologies in connection with U.S. Government contracts, the government has the royalty-free right to use that property.

In addition to our patent rights, we also rely on unpatented technology, trade secrets, and confidential information. Others may independently develop substantially equivalent information and techniques or otherwise gain access to or disclose our technology. We may not be able to protect our rights in unpatented technology, trade secrets, and confidential information effectively. We require each of our employees and consultants to execute a confidentiality agreement at the commencement of an employment or consulting relationship with us. There is no guarantee that we will succeed in obtaining and retaining executed agreements from all employees or consultants. Moreover, these agreements may not provide effective protection of our information or, in the event of unauthorized use or disclosure, they may not provide adequate remedies.

Our operations are subject to numerous domestic and international laws, regulations, and restrictions, and noncompliance with these laws, regulations, and restrictions could expose us to fines, penalties, suspension, or debarment, which could have a material adverse effect on our profitability and overall financial condition.

We have contracts and operations in many parts of the world subject to U.S. and foreign laws and regulations, including the False Claims Act, regulations relating to import-export control (including the International Traffic in Arms Regulation promulgated under the Arms Export Control Act), technology transfer restrictions, repatriation of earnings, exchange controls, the Foreign Corrupt Practices Act, and the anti-boycott provisions of the U.S. Export Administration Act. Failure by us or our sales representatives or consultants to comply with these laws and regulations could result in administrative, civil, or criminal liabilities and could, in the extreme case, result in suspension or debarment from government contracts or suspension of our export privileges, which could have a material adverse effect on our business.

We are subject to liability under environmental laws.

Our business and facilities are subject to numerous federal, state, local, and foreign laws and regulations relating to the use, manufacture, storage, handling, and disposal of hazardous materials and other waste products. Environmental laws generally impose liability for investigation, remediation, and removal of hazardous materials and other waste products on property owners and those who dispose of materials at waste sites whether or not the waste was disposed of legally at the time in question. We are currently addressing environmental remediation at certain current and former facilities, and we have been named as a potentially responsible party along with other organizations in a number of environmental clean-up sites and may be named in connection with future sites. We are required to contribute to the costs of the investigation and remediation and to take reserves in our financial statements for future costs deemed probable and estimable. Although we have estimated and reserved for future environmental remediation costs, the final resolution of these liabilities may significantly vary from our estimates and could potentially have an adverse effect on our results of operations and financial position.

Unanticipated changes in our tax provisions or exposure to additional income tax liabilities could affect our profitability.

Our business operates in many locations under government jurisdictions that impose income taxes. Changes in domestic or foreign income tax laws and regulations, or their interpretation, could result in higher

or lower income tax rates assessed or changes in the taxability of certain revenues or the deductibility of certain expenses, thereby affecting our income tax expense and profitability. In addition, audits by income tax authorities could result in unanticipated increases in our income tax expense.

Our current debt, and debt we may incur in the future, could adversely affect our business and financial position.

As of December 31, 2009, we had \$465 million of debt outstanding, of which \$384 million is long-term debt. Our debt consists primarily of principal payable under our fixed rate senior notes and principal payable at a variable rate of interest under our revolving line of credit. Our level of debt could have significant consequences for our business including: requiring us to use our cash flow to pay principal and interest on our debt, reducing funds available for acquisitions and other investments in our business; making us vulnerable to economic downturns and increases in interest rates; limiting us from obtaining additional debt; and impacting our ability to pay dividends.

A percentage of our workforce is employed under collective bargaining agreements.

Approximately 9% of our workforce is employed under collective bargaining agreements, which from time to time are subject to renewal and negotiation. We cannot assure you that we will be successful in negotiating new collective bargaining agreements, that such negotiations will not result in significant increases in the cost of labor, or that a breakdown in such negotiations will not result in the disruption of our operations. Although we have generally enjoyed good relations with both our unionized and non-unionized employees, if we are subject to labor actions, we may experience an adverse impact on our operating results.

Substantial defaults by our customers related to accounts receivable or the loss of significant customers could have a significant negative impact on our business, results of operations, financial condition or liquidity.

A significant portion of our working capital consists of accounts receivable from customers. If customers responsible for a significant amount of accounts receivable were to become insolvent or otherwise unable to pay for products and services, or were to become unwilling or unable to make payments in a timely manner, our business, results of operations, financial condition or liquidity could be adversely affected. An economic or industry downturn could adversely and materially affect the servicing of these accounts receivable, which could result in longer payment cycles, increased collection costs, and defaults in excess of management's expectations.

We rely on certain suppliers as a sole source of components for some of our products.

Our manufacturing processes for our products often consist of the assembly of purchased components that are generally available from a number of different suppliers, though several suppliers are our sole source of certain components. If a sole-source supplier should cease or otherwise be unable to deliver such components, our operating results could be adversely impacted. In addition, if our suppliers are unable to keep up with our demand for purchased components and we are unable to locate additional sources of supply, our operating results could be adversely impacted.

Our earnings and margins depend in part on subcontractor performance, as well as raw material and component availability and pricing.

Our businesses depend on suppliers and subcontractors for raw materials and components. At times subcontractors perform services that we provide to our customers. We depend on these subcontractors and vendors to meet their contractual obligations in full compliance with customer requirements. These supply networks can sometimes experience price fluctuations. Our ability to perform our obligations as a prime contractor may be adversely affected if one or more of these suppliers are unable to provide the agreed-upon supplies or perform the agreed-upon services in a timely and cost-effective manner. While we have attempted to mitigate the effects of increased costs through price increases, there are no assurances that higher prices can effectively be passed through to our customers or that we will be able to offset fully or on a timely basis the effects of higher raw materials costs through price increases.

Our business involves risks associated with complex manufacturing processes.

Our manufacturing processes depend on certain sophisticated and high-value equipment. Unexpected failures of this equipment may result in production delays, revenue loss, and significant repair costs. In addition, equipment failures could result in injuries to our employees. Moreover, the competitive nature of our businesses requires us to continuously implement process changes intended to achieve product improvements and manufacturing efficiencies. These process changes may at times result in production delays, quality concerns, and increased costs. Any disruption of operations at our facilities due to equipment failures or process interruptions could have a material adverse effect on our business.

The airline industry is heavily regulated, and if we fail to comply with applicable requirements, our results of operations could suffer.

Governmental agencies throughout the world, including the U.S. Federal Aviation Administration, or the FAA, prescribe standards and qualification requirements for aircraft components, including virtually all commercial airline and general aviation products. Specific regulations vary from country to country, although compliance with FAA requirements generally satisfies regulatory requirements in other countries. We include, with the products that we sell to our aircraft manufacturing customers, documentation certifying that each part complies with applicable regulatory requirements and meets applicable standards of airworthiness established by the FAA or the equivalent regulatory agencies in other countries. In order to sell our products, we and the products we manufacture must also be certified by our individual OEM customers. If any of the material authorizations or approvals qualifying us to supply our products is revoked or suspended, then the sale of the subject product would be prohibited by law, which would have an adverse effect on our business, financial condition, and results of operations.

From time to time, the FAA or equivalent regulatory agencies in other countries propose new regulations or changes to existing regulations, which are usually more stringent than existing regulations. If these proposed regulations are adopted and enacted, we may incur significant additional costs to achieve compliance, which could have a material adverse effect on our business, financial condition, and results of operations.

Our future success will depend, in part, on our ability to develop new technologies.

Virtually all of the products produced and sold by us are highly engineered and require sophisticated manufacturing and system-integration techniques and capabilities. The commercial and government markets in which we operate are characterized by rapidly changing technologies. The product and program needs of our government and commercial customers change and evolve regularly. Accordingly, our future performance depends in part on our ability to identify emerging technological trends, develop and manufacture competitive products, and bring those products to market quickly at cost-effective prices.

Potential product liability risks exist from the products that we sell.

Our businesses expose us to potential product liability risks that are inherent in the design, manufacture, and sale of our products and the products of third-party vendors that we use or resell. We currently maintain what we believe to be suitable and adequate product liability insurance. There can be no assurance, however, that we will be able to maintain our product liability insurance on acceptable terms or that our product liability insurance will provide adequate protection against potential liabilities. In the event of a claim against us, a lack of sufficient insurance coverage could have a material adverse effect on our business, financial condition, and results of operations. Moreover, even if we maintain adequate insurance, any successful claim could have a material adverse effect on our business, financial condition, results of operations, and on the ability to obtain suitable or adequate insurance.

Increasing costs of certain employee and retiree benefits could adversely affect our results of operations.

Our earnings may be positively or negatively impacted by the amount of income or expense we record for our pension and other postretirement benefit plans. GAAP requires that we calculate income or expense for the plans using actuarial valuations. These valuations reflect assumptions relating to financial market and other economic conditions. Changes in key economic indicators can change the assumptions. The most significant year-end assumptions used to estimate pension or other postretirement benefit expense for the following year are the discount rate, the expected long-term rate of return on plan assets, and expected future medical cost inflation. In addition, we are required to make an annual measurement of plan assets and liabilities, which may

result in a significant change to equity through a reduction or increase to other comprehensive income. For a discussion regarding how our financial statements can be affected by pension and other postretirement benefit plans accounting policies, see “Management’s Discussion and Analysis—Critical Accounting Estimates and Policies—Pension and Other Postretirement Benefits” in Part II, Item 7. Although GAAP expense and pension or other postretirement contributions are not directly related, the key economic factors that affect GAAP expense would also likely affect the amount of cash the company would contribute to the pension or other postretirement plans. Potential pension contributions include both mandatory amounts required under federal law, Employee Retirement Income Security Act (“ERISA”), and discretionary contributions to improve the plans’ funded status.

Our operating results and financial condition may be adversely impacted by the current worldwide economic conditions.

We currently generate significant operating cash flows, which combined with access to the credit markets provides us with significant discretionary funding capacity. However, current uncertainty in the global economic conditions resulting from the recent disruption in credit markets poses a risk to the overall economy that could impact consumer and customer demand for our products, as well as our ability to manage normal commercial relationships with our customers, suppliers, and creditors. If the current situation deteriorates significantly, our business could be negatively impacted, including such areas as reduced demand for our products from a slow-down in the general economy or supplier or customer disruptions resulting from tighter credit markets.

There are risks associated with owning our common stock.

Like any equity security, our common stock is subject to a number of risks that may adversely impact our share price including: there is a limited trading market in our common stock; we may not in the future be able to pay dividends on our common stock; we may issue common stock for acquisitions or other purposes that could be dilutive to current stockholders; and we have various anti-takeover defenses such as our rights plan and our ability to issue preferred stock that may discourage a potential acquirer.

Item 1B. Unresolved Staff Comments.

On December 1, 2009, we received a comment letter from the Securities and Exchange Commission (“SEC”) related to its review of our Form 10-K for the fiscal year ended December 31, 2008 (“2008 Form 10-K”), Form 10-Q for the fiscal quarter ended September 30, 2009 (“September 30, 2009 Form 10-Q”), and Definitive Proxy Statement on Schedule 14A for the 2009 annual meeting of stockholders (“Proxy Statement”) regarding our Compensation Discussion and Analysis disclosure (“CD&A”). We responded to the SEC on December 16, 2009. Subsequently, on January 8, 2010, February 12, 2010, and February 23, 2010 we received additional comment letters from the SEC on the Proxy Statement in which the SEC requested us to amend our CD&A disclosure in our 2008 Form 10-K. We responded to the January 8, 2010 and February 12, 2010 comment letters on January 27, 2010 and February 12, 2010, respectively, and provided the SEC with an amended and restated CD&A, incorporating the requested supplemental disclosure by the SEC in their comment letters. As of the date of the filing of this report on Form 10-K, we are responding to the comment letter received on February 23, 2010. We have included in this document, where appropriate, information requested by the SEC staff and agreed to by us regarding certain comments made by the SEC on the 2008 Form 10-K and September 30, 2009 Form 10-Q. We still have unresolved comments regarding the CD&A disclosure. We believe our responses address the SEC’s comments in all material respects. We will continue to work to resolve these comments with the SEC.

Item 2. Properties.

At December 31, 2009, we had 171 facilities worldwide, including manufacturing, metal treatment service, aerospace component overhaul, engineering, selling, and other facilities and administrative offices. Of these, we owned 45 locations and leased the remaining 126 facilities.

Our principal physical properties as of December 31, 2009, are described below:

<u>Location</u>	<u>Description</u>	<u>Segment</u>	<u>Total Sq. Ft. Owned (1)</u>
Cheswick, Pennsylvania . .	Manufacturing	Flow Control	698,000
East Farmingdale, New York (2)	Manufacturing	Flow Control	270,000
Mississauga, Ontario, Canada	Manufacturing	Flow Control	195,000
Chester, Wales United Kingdom	Metal Treatment Services—Shot Peening and Wing Forming	Metal Treatment	200,000
Shelby, North Carolina . .	Manufacturing	Motion Control	168,000

The aggregate remaining properties leased and owned, by each business segment, are as follows:

<u>Segment</u>	<u>Description</u>	<u>Total Sq. Ft. Owned (1)</u>	<u>Total Sq. Ft. Leased (1)</u>
Metal Treatment	Metal treatment service and other facilities and administrative offices	919,000	982,000
Motion Control	Manufacturing, aerospace component overhaul, engineering, and other facilities	139,000	944,000
Flow Control	Manufacturing, engineering, and other facilities	438,000	1,165,000

(1) Sizes are approximate. Unless otherwise indicated, all owned properties are owned in fee, are not subject to any major encumbrance, and are occupied primarily by factory and/or warehouse operations.

(2) In February 2003, we entered into a non-traditional sale-leaseback transaction with the Town of Babylon Industrial Development Agency for our property located in E. Farmingdale, New York. Pursuant to the terms of the Lease, the Agency acquired fee simple title to the property, and we are obligated to make lease payments through 2014 to the Agency in lieu of paying real estate taxes on said property. The Lease is subject to cancellation without penalty on 90 days notice, and title reverts back to us upon the repayment of any tax savings realized by us.

The Company also leases 30,000 square feet of office space for its corporate headquarters located in Parsippany, New Jersey.

Our Cheswick, Pennsylvania facility is our largest location and is considered material to our business operations. The loss of this facility could result in significant manufacturing delays. The buildings on the properties referred to in this Item are well maintained, in good condition, and are suitable and adequate for the uses presently being made of them. Management believes the productive capacity of our properties is adequate to meet our anticipated volume for the foreseeable future.

Item 3. Legal Proceedings.

In the ordinary course of business, we and our subsidiaries are subject to various pending claims, lawsuits, and contingent liabilities. We do not believe that the disposition of any of these matters, individually or in the aggregate, will have a material adverse effect on our consolidated financial position or results of operations.

We have been named in approximately 204 pending lawsuits that allege injury from exposure to asbestos. In addition, to date, we have secured dismissals with prejudice and without prejudice in approximately 139 and 119 lawsuits, respectively, and are currently in discussions for similar dismissal of several other lawsuits, and have not been found liable or paid any material sum of money in settlement in any case. We believe that the minimal use of asbestos in our past and current operations and the relatively non-friable condition of asbestos in our products makes it unlikely that we will face material liability in any asbestos litigation, whether individually or in the aggregate. We do maintain insurance coverage for these potential liabilities and we believe adequate coverage exists to cover any unanticipated asbestos liability.

Item 4. Submission of Matters to a Vote of Security Holders.

Not applicable.

PART II

Item 5. Market for the Registrant's Common Equity and Related Stockholder Matters and Issuer Purchases of Securities.

MARKET INFORMATION

Our Common Stock is listed and traded on the New York Stock Exchange under the symbol CW.

<u>Stock Price Range</u>	<u>2009</u>		<u>2008</u>	
	<u>High</u>	<u>Low</u>	<u>High</u>	<u>Low</u>
Common Stock				
First Quarter	\$36.06	\$22.62	\$50.16	\$37.65
Second Quarter	33.20	27.33	52.96	41.30
Third Quarter	36.67	27.52	56.07	41.62
Fourth Quarter	35.20	27.97	45.37	24.80

As of January 1, 2010, we had approximately 5,797 registered shareholders of our Common Stock, \$1.00 par value.

DIVIDENDS

In the third quarter of 2007, we increased our quarterly dividend payment to \$0.08 per share, a 33% increase over the prior dividend of \$0.06 per share and the fourth increase in the dividend since 2000. Our quarterly dividend payments were constant in 2008 and 2009. Our quarterly dividend payments were constant in 2008 and 2009.

	<u>2009</u>	<u>2008</u>
Common Stock		
First Quarter	\$0.08	\$0.08
Second Quarter	0.08	0.08
Third Quarter	0.08	0.08
Fourth Quarter	0.08	0.08

SECURITIES AUTHORIZED FOR ISSUANCE UNDER EQUITY COMPENSATION PLANS

The following table sets forth information regarding our equity compensation plans as of December 31, 2009, the end of our most recently completed fiscal year:

<u>Plan category</u>	<u>Number of securities to be issued upon exercise of outstanding options, warrants, and rights</u>	<u>Weighted average exercise price of outstanding options, warrants, and rights</u>	<u>Number of securities remaining available for future issuance under equity compensation plans (excluding securities reflected in the first column)</u>
Equity compensation plans approved by security holders	4,411,723(a)	\$32.79	2,266,702(b)
Equity compensation plans not approved by security holders	None	Not applicable	Not applicable

(a) Consists of 4,162,143 shares issuable upon exercise of outstanding options and vesting of performance shares, restricted shares, and restricted stock units under the 2005 Omnibus Long-Term Incentive Plan and the 1995 Long-Term Incentive Plan, 180,112 shares issuable under the Employee Stock Purchase Plan, and 69,468 shares outstanding under the 2005 Stock Plan for Non-Employee Directors and the 1996 Stock Plan for Non-Employee Directors.

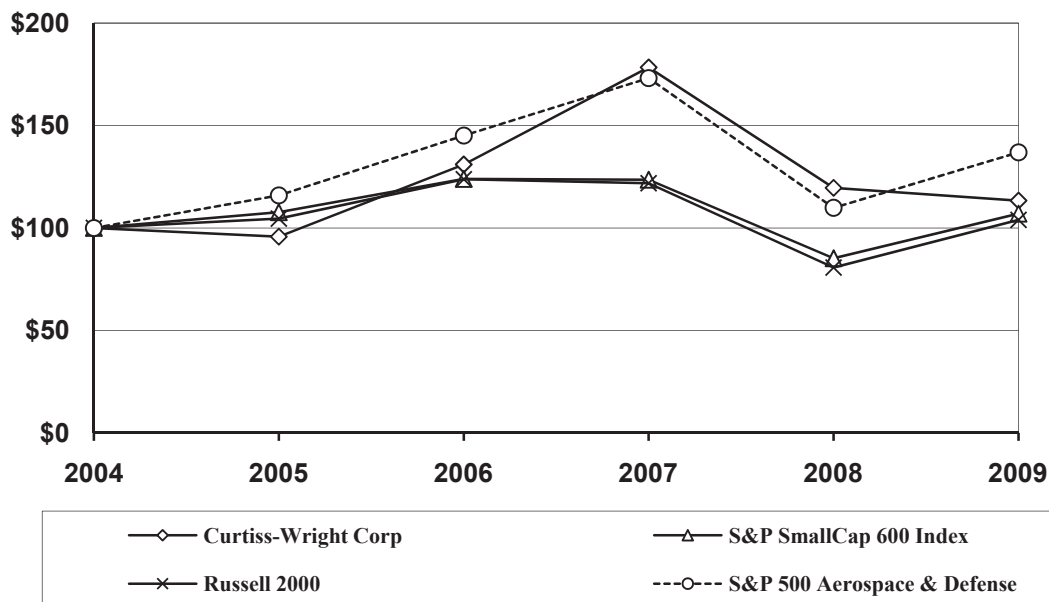
(b) Consists of 1,319,165 shares available for future option grants under the 2005 Omnibus Long-Term Incentive Plan, 889,298 shares remaining available for issuance under the Employee Stock Purchase Plan, and 58,239 shares remaining available for issuance under the 2005 Stock Plan for Non-Employee Directors.

The following performance graph does not constitute soliciting material and should not be deemed filed or incorporated by reference into any of our other filings under the Securities Act or the Securities Exchange Act of 1934, except to the extent we specifically incorporate this information by reference therein.

PERFORMANCE GRAPH

The following graph compares the annual change in the cumulative total return on our Company's Common Stock during the last five fiscal years with the annual change in the cumulative total return of the Russell 2000 index, the S&P SmallCap 600 Index, and the S&P 500 Aerospace & Defense Index. The graph assumes an investment of \$100 on December 31, 2004 and the reinvestment of all dividends paid during the following five fiscal years.

COMPARISON OF CUMULATIVE FIVE YEAR TOTAL RETURN



Company / Index	2004	2005	2006	2007	2008	2009
Curtiss-Wright Corp.....	100	95.75	131.01	178.37	119.56	113.36
S&P SmallCap 600 Index.....	100	107.68	123.96	123.59	85.19	106.97
Russell 2000.....	100	104.55	123.76	121.82	80.66	103.89
S&P 500 Aerospace & Defense.....	100	115.92	145.09	173.12	109.87	136.94

Item 6. Selected Financial Data.

The data presented in the following table is derived from the audited financial statements.

CONSOLIDATED SELECTED FINANCIAL DATA

	<u>2009</u>	<u>2008</u>	<u>2007</u>	<u>2006</u>	<u>2005</u>
	(In thousands, except per share data)				
Net sales	\$1,809,690	\$1,830,140	\$1,592,124	\$1,282,155	\$1,130,928
Net earnings	95,221	109,390	104,328	80,569	75,280
Total assets	2,142,041	2,042,030	1,985,560	1,592,156	1,400,285
Total debt	465,093	\$ 516,709	511,904	364,874	364,902
Basic earnings per share	\$ 2.10	\$ 2.45	\$ 2.35	\$ 1.84	\$ 1.74
Diluted earnings per share	\$ 2.08	\$ 2.41	\$ 2.32	\$ 1.82	\$ 1.72
Cash dividends per share	\$ 0.32	\$ 0.32	\$ 0.28	\$ 0.24	\$ 0.20

All per share amounts have been adjusted to reflect our 2-for-1 stock split on April 21, 2006.

See notes to the consolidated financial statements for additional financial information.

Item 7. Management's Discussion and Analysis of Financial Condition and Results of Operations.

Analytical Definitions

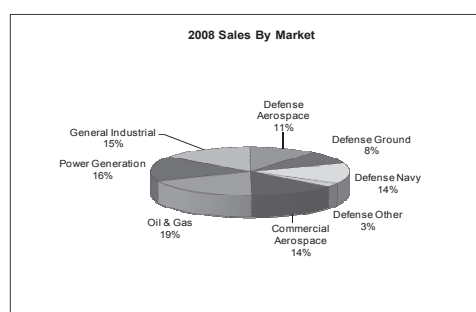
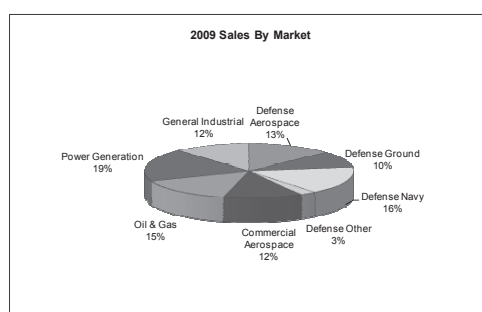
Throughout management's discussion and analysis of financial condition and results of operations, the terms "incremental" and "base" are used to explain changes from period to period. The term "incremental" is used to highlight the impact acquisitions had on the current year results, for which there was no comparable prior-year period. Therefore, the results of operations for acquisitions are incremental for the first twelve months from the date of acquisition. The remaining businesses are referred to as the "base" businesses, and growth in these base businesses is referred to as "organic." In 2009, we changed the definition of "organic" to exclude the effect of foreign currency translation. In the results presented below, the prior years' data has been restated for comparability. We feel this change provides greater transparency to the readers of our results of operations.

Therefore, in 2009, our organic growth calculations do not include the operating results related to our 2009 acquisitions of Nu-Torque, EST Group, Inc., and Skyquest Systems Ltd. Similarly, in 2009, our organic growth calculations exclude nine months of operating results of our 2008 acquisitions for VMETRO SA and Mechatronics Holding Limited, and eight months of operating results for Parylene Coating Services, as they are considered incremental. We sold our Eaton product line located in Brecksville, Ohio and our commercial aerospace repair and overhaul business located in Miami, Florida on May 6, 2009 and May 9, 2008, respectively. The results of operations for these businesses have been removed from the comparable prior year periods for purposes of calculating organic growth figures and are included as a reduction of our incremental results of operations from our acquisitions.

Company Organization

Our Management's Discussion and Analysis of Financial Condition and Results of Operations begins with an overview of our company, followed by economic and industry-wide factors impacting our company and the markets we serve, a discussion of the overall results of operations, and finally a more detailed discussion of those results within each of our reportable operating segments.

We manage and evaluate our operations based on the products and services we offer and the different industries and markets we serve. Based on this approach, we have three reportable segments: Flow Control, Motion Control, and Metal Treatment. For further information on our products and services and the major markets served by our three segments, refer to the Business Description in Part I, Item I of this annual report on Form 10-K. The following charts represent our sales by market for 2009 and 2008:



Market Analysis and Economic Factors

In 2009, Curtiss-Wright generated strong financial performance due to continuing demand for our advanced products, improved operating performance, and the diversification of our core markets: defense, energy, commercial aerospace, and general industry. Despite the macro-economic impacts of a significant U.S. financial market decline as well as a volatile energy market that substantially impacted global demand, Curtiss-Wright produced healthy sales and profit due to its highly diversified product portfolio and three operating segments that are solidly positioned in our core markets.

Our strong defense sales growth of 15% was driven by increased demand for our technologies across all branches of the military. In particular, we experienced strong growth in our naval market of 18% due to the ramp up of the Virginia class submarine program and ongoing work on the CVN-78 and CVN-79 aircraft carriers and in particular the Electro-Mechanical Aircraft Launch System (“EMALS”) program. In ground defense, we achieved robust growth of 11% due to increased demand for our embedded computing technologies on new domestic programs and upgrades, as well as a number of foreign military platforms. In aerospace defense, we achieved growth of 15%, benefiting from solid positions on nearly every U.S. fighter jet program, as well as increased content on helicopters and unmanned aerial vehicles. There are indications defense spending will increase but at a slower rate after several years of significant increases as supplemental budgets decrease, development programs are delayed, and the current Administration looks to decrease troops stationed abroad.

Our defense market growth was offset by a 10% decline in our commercial markets, which experienced lower demand for certain products and services because of the global financial crisis and economic decline. In particular, we experienced significantly lower demand in our general industrial market of 25%, a decline of 17% in our oil and gas markets, and a decline of 15% in our commercial aerospace market. These declines were partially offset by strong growth in our power generation market of 15% due to a combination of significant maintenance work on operating reactors and increased production on new reactors internationally.

Economic Factors Impacting Our Markets

Looking forward, we believe that our commercial markets will continue to experience pressure from the global economic downturn, but our unique and highly engineered products, which are typically provided through long-term programs, will continue to generate demand. U.S. defense spending levels are expected to grow moderately. However, higher costs for labor will likely reduce funding available for development and production programs. We expect the commercial aerospace market to remain stable in the near-term as new program deliveries successfully ramp production and drive demand for more fuel efficient designs and the global economic recovery stimulates the travel and transportation industries. In addition, we expect continued demand in our energy markets, fueled by global nuclear power construction, as well as the focus on resource independence and environmental issues.

General Economy

Many of our industrial businesses are driven in large part by global economic growth, especially in the United States. In 2009, the U.S. economy, as measured by real gross domestic product (“GDP”), continued to deteriorate significantly during the first half of the year reflecting the global economic recession sparked by declines in the housing market, a massive downward correction in the financial markets, and a significant decline in energy demand. Despite the government intervention with the Treasury Department’s Troubled Asset Relief Program (“TARP”) in 2008, considerable economic softness remained during the first half of 2009 because of the severely restricted access to capital, reduced economic demand, and a decline in industrial production and capacity utilization rates. In 2010, the broader economy is expected to begin to recover, and we are cautiously optimistic that our commercial businesses will experience improved demand in the second half of the year. We believe the substantial backlog for our commercial nuclear power technologies and healthy demand for commercial aircraft deliveries in the near-term, combined with the strong position of our defense programs, should generate stable, profitable returns.

Defense

During 2009 approximately 42% of our business is in the military sector, predominantly in the United States, and characterized by long-term programs and contracts driven primarily by the U.S. Department of Defense (“DoD”) budgets and funding levels. In 2009, U.S. military spending levels, as measured by the U.S. DoD funding, began to slow after years of strong growth. However, funding on critical platforms as well as technology upgrades provided solid growth. The U.S. defense budget request for 2010, a leading indicator of our defense market, increased approximately 4%, including supplemental spending of approximately \$130 billion. We have a well-diversified portfolio of products and services that supply all branches of the U.S. military and also participate in several foreign military programs.

We have content on many high performance defense platforms including: aircraft carriers, submarines, destroyers, and the F-18 Super Hornet for the U.S. Navy; the U.S. Coast Guard Deepwater program; the F-16 Falcon, F-22 Raptor, V-22 Osprey, and Unmanned Aerial Vehicle programs, such as the Global Hawk, for the U.S. Air Force; and the UH-60 Black Hawk, AH-64 Apache, and CH-47 Chinook helicopters, the Abrams Tank, the Bradley Fighting Vehicle, and the Stryker for the U.S. Army. We also provide a variety of products to non-U.S. military programs in Europe, the Asia Pacific region, the Middle East, South America, and Canada. In addition, we are involved in many of the future military systems that are currently in development, such as the F-35 JSF, P-8 Poseidon, the Expeditionary Fighting Vehicle, the CVN aircraft carrier shipboard aircraft launching and arresting systems, the Electromagnetic (“EM”) Gun program, and a next-generation advanced motor.

The Defense Appropriation Bill for Fiscal Year 2010 included significant changes to programs important to Curtiss-Wright. The F-22 Raptor production program and the Army’s Future Combat Systems program were canceled, along with the DDG 1000 destroyer program after construction of the first three ships that were previously authorized. However, the budget also included confirmation or addition of new programs such as continued support and funding for beginning construction of two Virginia Class submarines in FY2011, a restart of the DDG 51 Class destroyer construction program, and initiation of the Ohio Class SSBN submarine replacement program with \$495 million of Research and Development (“R&D”) funding.

In 2009, the U.S. Navy and its prime contractors continued contracting for the components and systems required for the construction of eight Virginia-class submarines under a multi-year contract (“MYC”), reaffirming its commitment to provide stability to the submarine program, its workforce, and supplier base after achieving significant cost and construction schedule reductions. Curtiss-Wright has received \$382 million in awards for secondary propulsion systems, generators, valves, and critical function pumps from the U.S. Navy which will generate a long-term revenue stream.

In aerospace defense, we anticipate incremental funding on programs such as the F-35, Global Hawk, and P-8 as they transition from development to production programs, as well as strong demand for helicopters, such as the Black Hawk, Seahawk, and Night Hawks, which continue to be in high utilization in both Iraq and Afghanistan. In ground defense, new production orders and resets on the Bradley Fighting Vehicle have largely been fulfilled, reducing demand in 2010. While we anticipate ground vehicle modernization programs will continue to be funded, the timing is uncertain and likely to decrease in the short-term after years of rapid growth from the supplemental defense budgets. However, current platforms, such as the Abrams, Bradley, and Stryker, have strong momentum, and we anticipate future spending will continue to leverage technology upgrades onto these programs, as well as the development of newer manned and unmanned platforms.

While the core defense budget is expected to grow moderately, reductions in supplemental spending, as well as the trimming of procurement and investment accounts, could negatively impact overall demand for some of our technologies. In the near-term, however, the global war on terror, emerging security challenges around the globe, and the need to replace worn-out equipment make precipitous reductions unlikely. While DoD funding fluctuates year-by-year and program-by-program, the primary risk facing us would be the termination of a nuclear program, such as the aircraft carrier or submarine. Although we monitor the budget process as it relates to programs in which we participate, we cannot predict the ultimate impact of future DoD budgets.

Commercial Aerospace

Approximately 12% of our revenue is derived from the global commercial aerospace market. Our primary focus in this market is Original Equipment Manufacturer (“OEM”) products and services for commercial jets. However, we have expanded into the regional and business jet sectors with new content on the Cessna, Embraer, and Learjet platforms, and we are providing increasing content to commercial helicopters. Our Motion Control segment primarily provides flight control and utility actuation systems, sensors, and other electronics to Boeing as well as electronic products to Airbus. Our Metal Treatment segment forms all of the wing skins for Airbus aircraft and also services highly stressed components on turbine engines, landing gear, and aircraft structures. Demand for our commercial aerospace products and services is primarily driven by increased customer production levels, including new platforms for both Boeing and Airbus, increased demand for Sikorsky helicopters, and our successful introduction of new products for existing programs.

Our commercial aerospace business is expected to remain stable in 2010 as we are well positioned on all of the commercial aerospace platforms in production and development. The largest driver of our commercial aerospace business is OEM parts, which is highly dependent on new aircraft production. Industry data expects a modest decline in 2010 in commercial aircraft deliveries, primarily due to continued delays in new programs and limited financing alternatives, which should be offset by higher demand for OEM parts to replenish inventories, which were depleted due to cash conservation measures during 2009, and an improving outlook for both regional and business jets. Global airline traffic is another indicator for long-term growth in the commercial aerospace industry, and economic growth is one of the primary drivers of global airline traffic demand. The global economy continued to contract in 2009 due to the lingering impacts of the financial crisis, and global traffic in particular deteriorated. However, we expect to see the beginning of increased orders in 2010, as capacity picks up and industry destocking bottoms. In addition, our diversification into business, regional, and helicopter markets should provide expanded opportunities in our aerospace business.

Oil and Gas

Approximately 15% of our revenue is derived from the oil and gas market. We provide critical-function valves, process vessels, and control electronics to this market through our Flow Control segment as well as Metal Treatment services on highly stressed metal components. Our significant portfolio of advanced technologies for this market includes integrated systems technologies developed for secondary refining processes such as delayed coking, catalytic cracking, and hydrotreating, as well as a large portfolio of safety-related valve technologies and digital process control electronics, which provide protection throughout the entire refinery, as well as in petrochemical and other processing plants.

The most prevalent driver impacting this market is capital spending by refiners for maintenance, upgrades, capacity expansion, safety improvements, and compliance with environmental regulations. Refiner profitability and global crude oil prices in general will impact their capital spending levels. In 2009, refining margins were negatively impacted by a dramatic plummet in oil costs and weakening fuel demand globally due to the economic recession. While oil prices began improving late in the year, refinery margins have remained low, indicating reduced capital expenditures in the near-term. However, we believe a base level of maintenance capital spending will result in continued demand for our products, in particular for our pressure-relief valve technologies and field services, as refineries opportunistically service or upgrade equipment which has been operating at full capacity in recent years. Additionally, global environmental concerns will drive incremental spending to comply with more stringent emissions standards. Finally, as global dependence on natural resources persists, oil exploration deepens, and transport requirements widen, we anticipate additional opportunities to provide our flow control products to meet these challenges. While we temper our outlook for the oil and gas market based on a number of current market and geopolitical events, we take a long-term view that energy and energy production, transmission, and consumption will continue to provide a foundation of economic strength.

Power Generation

Approximately 19% of our revenues are derived from the commercial power generation market, where we supply a variety of highly engineered products and services, including reactor coolant pumps, control rod drive mechanisms, valves, motors, containment doors, bolting solutions, and engineering planning and support services through our Flow Control segment. In addition, we are one of a small number of companies which provides N-stamp quality assurance certification necessary for supplying nuclear plant equipment. Many of the companies that originally participated in the nuclear power plant construction market years ago have since exited this market.

Our strong growth in recent years is a result of the U.S. plant recertification process. Nearly all of the 104 operating U.S. nuclear power plants have applied for or will be applying for plant life extensions as they reach the end of their current 40-year operating lives. As of December 31, 2009, approximately 59 plants have received plant life extensions, applications from 18 additional plants have been submitted and are pending approval, and letters of intent to apply have been submitted from 21 more plants with expected application submittal dates from 2010 through 2017.

In addition to plant recertifications, there are several emerging factors that could precipitate an expansion in commercial nuclear power demand over the next several years. Continued growth in global demand for electricity, especially in developing countries with limited supply, will require increased capacity. The Energy

Information Agency forecasts that electricity demand will increase by more than 1% annually through 2030. In addition, the continued supply constraints and environmental concerns attributed to the current dependence on fossil fuels have led to a reassessment of the value of nuclear technology as the most efficient and environmentally friendly source of energy available today. As a result, we expect growth opportunities both domestically and internationally, although the timing of orders remains uncertain. Domestically, plant life extensions are ongoing and applications for approximately 25 new power plants have been submitted to the Nuclear Regulatory Commission (“NRC”). Thus far, the Westinghouse AP1000 reactor design has been selected for 14 of the potential new reactors. Our Flow Control segment has significant content on the AP1000 reactor, the only Generation III+ advanced design certified by the Nuclear Regulatory Commission. In 2008, we were awarded a contract to provide reactor coolant pumps (“RCPs”) for three AP1000 power plants to be built in the United States.

Internationally, new nuclear plant construction is active. Currently there are approximately 53 new reactors under construction, 142 more planned, and another 327 proposed. In particular, China intends to expand its nuclear power capabilities significantly through the construction of new nuclear power plants over the next several years. In September 2007, we were awarded contracts with Westinghouse Electric Company and China’s State Nuclear Power Technology Corporation (“SNPTC”) to provide RCPs and associated technology for four AP1000 power plants to be built in China. With these developments underway, our Flow Control segment is well positioned to take advantage of the expansion in this industry over the next decade.

Results of Operations

Year Ended December 31, 2009 Compared with Year Ended December 31, 2008

For the year ended December 31, 2009, sales for the Company were \$1,810 million. This was a decrease of \$20 million, or 1%, from \$1,830 million in 2008. The decrease in sales was largely driven by a decrease in organic sales of \$37 million or 2%. The decline in organic sales was driven by a reduction in our Metal Treatment segment of \$51 million and partially offset by an increase in our Motion Control segment of \$15 million. Organic sales for our Flow Control segment were essentially flat over the prior year period. Incremental sales from our 2008 and 2009 acquisitions and divestitures were \$43 million or 2%. The remaining sales decline of \$27 million or 1% was due to the unfavorable effects of foreign currency translation.

Across the company, we experienced significant reductions in organic sales within our general industrial, oil and gas, and commercial aerospace markets due to generally weak global economic conditions. The decline in sales to the general industrial market is attributed to depressed sales for our automotive, industrial control products, and services across all of our segments. Economic pressures on our customers in the oil and gas market caused delays for new order placement for our coker valve products as well as other valves and services within our Flow Control segment. Similarly in our commercial aerospace market, we experienced a decline in demand within our Metal Treatment segment and, to a lesser extent, delayed orders for integrated sensing products within our Motion Control segment. While challenged in several markets, we continue to experience strong growth in our power generation and defense markets which partially offset the aforementioned decreases. The increase within our power generation markets, primarily in our Flow Control segment, resulted from higher sales of valves and engineering services to plant operators, as well as reactor coolant pumps for the AP1000 nuclear reactors. An increase was realized across all our defense markets. Our Motion Control segment had strong growth in the aerospace, ground and naval defense markets and our Flow Control segment had strong growth in the naval defense market. Most notably, the growth in our navy and aerospace defense markets was driven by increased sales on the Ford class aircraft carrier and Global Hawk Unmanned Aerial Vehicle programs, respectively.

Backlog decreased 3% to \$1,627 million at December 31, 2009, from \$1,679 million at December 31, 2008. New orders declined by \$502 million (\$1,730 million versus \$2,232 million), or 22% during 2009. In 2008, we received a large order in excess of \$300 million related to our next-generation reactor coolant pumps for the AP1000 nuclear power plants that did not recur in the current year. Acquisitions, net of divestitures, contributed an incremental \$44 million to new orders from the comparable period in 2008.

Operating income for 2009 was \$169 million, which decreased \$27 million, or 14%, from \$197 million in 2008. Organic operating income decreased by approximately \$30 million in 2009, while our 2008 and 2009 acquisitions, net of divestitures, had \$6 million in incremental operating losses. Our Metal Treatment and Flow

Control segments' organic operating income declined 57% and 14%, respectively, mainly due to under-absorption of overhead costs resulting from significantly lower volumes in our general industrial and oil and gas markets, offset partially by cost reduction programs. The decrease in our Metal Treatment and Flow Control segments was partially offset by an increase in the Motion Control segment's organic operating income of 35%. This increase was the result of several nonrecurring events that negatively impacted the margins in 2008 as well as current year savings realized from cost reduction programs. Organic research and development, selling, general, and administrative costs remained essentially flat as a percentage of sales over the prior year due to cost reduction programs. Please refer to Note 10 to Condensed Consolidated Financial Statements for more information regarding our restructuring. Foreign currency translation had an additional favorable impact of \$8 million on our results in 2009 versus 2008.

Net earnings for 2009 totaled \$95 million or \$2.08 per diluted share, a decrease of 13% as compared to \$109 million or \$2.41 per diluted share in 2008. As compared to the prior year period, the lower operating income noted above was partially offset by a \$4 million decrease in interest expense and a \$10 million decrease in tax expense. Interest expense decreased for 2009, as compared to 2008, due to lower average interest rates partially offset by higher debt levels. Our effective tax rate for 2009 was 34.4% compared to 35.3% in the same period of 2008. Our 2009 effective tax rate included a tax benefit principally due to a Canadian tax rate change which was partially offset by an increase in state tax expense. The 2009 effective tax rate was also favorably impacted by an increase in research and development tax credits from our Canadian and U.K. operations.

Year Ended December 31, 2008 Compared with Year Ended December 31, 2007

For the year ended December 31, 2008, sales for the Company were \$1,830 million. This was an increase of \$238 million, or 15%, from \$1,592 million for 2007. The increase was mainly due to our 2008 and 2007 acquisitions, partially offset by our divestiture of Curtiss-Wright Accessory Services, which generated \$140 million in incremental sales. Organic sales increased \$103 million, or 6%, for 2008. The increase in organic sales was led by an increase in our Flow Control segment of \$67 million, followed by increases in our Motion Control and Metal Treatment Segments of \$25 million and \$10 million, respectively. Foreign currency translation negatively impacted sales by \$5 million, or less than 1%, for 2008.

In our base businesses, higher sales to the power generation and defense markets drove our organic sales growth, partially offset by lower sales to the general industrial and oil and gas markets. Higher organic sales of \$93 million to the power generation market were primarily driven by our Flow Control segment as a result of a \$75 million increase in sales for our next generation reactor coolant pumps for the AP1000 nuclear reactors for China and the United States. Organic sales to the defense markets increased \$33 million, with increased sales to the ground and aerospace defense markets of \$21 million and \$16 million, respectively, driven primarily by our Motion Control segment's embedded computing products. The increased sales to the ground defense market relates primarily to content on the Bradley Fighting Vehicle, driven by the Improved Bradley Acquisition System ("IBAS") program, while the increases in sales to the aerospace defense markets was mainly due to increased demand for our embedded computing products used in various U.S. Air Force and U.S. Army programs. Partially offsetting these increases was a decline in sales to the general industrial and oil and gas markets of \$16 million and \$8 million, respectively. The decrease in sales to the general industrial market was driven by a decline in demand for shot peening services in our Metal Treatment segment resulting from depressed sales in the automotive industry. The decrease in the oil and gas market was due to a delay in the timing of new order placement for our coke deheading systems and fluidic catalytic cracking units in our Flow Control segment. This came as a result of a significant hurricane season, which shut down or limited operations in a number of refineries along the Gulf Coast, followed by tightening of the financing markets and general economic conditions during the fourth quarter.

Backlog increased 29% to \$1,679 million at December 31, 2008 from \$1,304 million at December 31, 2007. New orders increased by \$362 million (\$2,232 million versus \$1,870 million), or 19%. This increase was driven by new orders in our Flow Control segment for the Virginia class submarine and aircraft carrier programs as well as strong orders in our Motion Control segment for embedded computing products. Our Flow Control segment also received a large order, in excess of \$300 million, for reactor coolant pumps on three new AP1000 power plants to be built domestically. Acquisitions, net of divestitures, contributed an incremental \$119 million in new orders from the comparable period in 2007.

Operating income for 2008 was \$197 million, an increase of \$17 million, or 10%, from \$179 million in 2007. Organic operating income increased by approximately \$12 million in 2008, while our 2008 and 2007 acquisitions, net of divestitures, had \$3 million in incremental operating income. The increase in organic operating income was driven by our Flow Control and Metal Treatment segments, which had organic operating income growth of 28% and 4%, respectively. Partially offsetting this increase was a decline in our Motion Control segment of 5%. While the Company's operating income increased, operating income margins declined 60 basis points to 10.7% in 2008 from 11.3% in 2007. There were several key events that negatively impacted margins in 2008, including delays in certain commercial aerospace programs, a write-off of deferred contract costs after receipt of a contract cancellation in the fourth quarter of 2008, and an increase in our inventory reserve due to the change in status of the Eclipse bankruptcy. Our organic selling, general, and administrative costs increased by 11% in 2008, ahead of our organic sales growth of 6%. This increase was largely driven by higher labor and benefit costs to support the Company's growing infrastructure. Organic research and development costs decreased as a percentage of sales, mainly due to the completion of the design phase of the reactor coolant pumps for the AP1000 nuclear reactors. In addition, foreign currency translation had a favorable impact on operating income of \$2 million.

Net earnings for 2008 totaled \$109 million or \$2.41 per diluted share, an increase of 5% as compared to \$104 million or \$2.32 per diluted share in 2007. As compared to the prior year period, the higher operating income noted above was partially offset by a \$2 million increase in interest expense and a \$10 million increase in tax expense. Interest expense increased in 2008, as compared to 2007, due to higher average outstanding debt associated with the funding of our acquisitions, which was partially offset by a decrease in interest rates. Our effective tax rate for 2008 was 35.3% as compared to 32.3% in 2007. In 2007, we received a tax benefit related to tax law changes in Canada, the United Kingdom, and Germany.

Segment Performance

We operate in three principal operating segments on the basis of products and services offered and markets served: Flow Control, Motion Control, and Metal Treatment. See Note 18 to the Consolidated Financial Statements for further segment financial information. The following table sets forth revenues, operating income, operating margin, and the percentage changes on those items, for 2009 as compared with the prior year periods, by operating segment:

	Year Ended December 31,			Percent Changes	
	2009	2008	2007	2009 vs. 2008	2008 vs. 2007
	(In thousands, except percentages)				
Sales:					
Flow Control	\$ 985,172	\$ 971,744	\$ 790,328	1.4%	23.0%
Motion Control	621,038	594,376	546,957	4.5%	8.7%
Metal Treatment	203,480	264,020	254,839	(22.9%)	3.6%
Total Curtiss-Wright	\$1,809,690	\$1,830,140	\$1,592,124	(1.1%)	14.9%
Operating Income:					
Flow Control	\$ 92,721	\$ 102,394	\$ 77,403	(9.4%)	32.3%
Motion Control	80,949	60,359	60,910	34.1%	(0.9%)
Metal Treatment	19,891	52,142	50,880	(61.9%)	2.5%
Total Segments	193,561	214,895	189,193	(9.9%)	13.6%
Corporate & Other	(24,242)	(18,333)	(10,009)	32.2%	83.2%
Total Curtiss-Wright	\$ 169,319	\$ 196,562	\$ 179,184	(13.9%)	9.7%
Operating Margins:					
Flow Control	9.4%	10.5%	9.8%		
Motion Control	13.0%	10.2%	11.1%		
Metal Treatment	9.8%	19.7%	20.0%		
Total Segments	10.7%	11.7%	11.9%		
Total Curtiss-Wright	9.4%	10.7%	11.3%		

Note: The 2008 and 2007 segment financial data has been reclassified to conform to our 2009 financial statement presentation.

Flow Control

Year Ended December 31, 2009 Compared with Year Ended December 31, 2008

Our Flow Control segment reported sales of \$985 million for 2009. This was a year over year increase of \$13 million, or 1%, from \$972 million. The increase was mainly due to our 2009 acquisitions of EST and Nu-Torque, partially offset by our divestiture, which previously generated \$20 million, or 2% of incremental sales. Organic sales were flat for 2009; however, we saw strong increases in both our power generation and defense markets of \$41 million and \$35 million, respectively. These increases were offset by declines in the oil and gas market of \$52 million and the general industrial market of \$25 million. The remaining sales decline of \$6 million was due to unfavorable effects of foreign currency translation.

Organic sales remained flat as compared to the prior year; however, we experienced significant fluctuations across all of our major markets. Increased sales to the power generation market were mainly driven by domestic nuclear sales, as we experienced increased demand for plant maintenance projects. These projects, driven by timing of refurbishment cycles, can vary in timing from period to period. We also experienced increased sales of our next generation reactor coolant pump for the AP1000 nuclear reactors being constructed in China and the United States. Increased sales to the defense market were mainly due to our naval defense programs and the production on Ford class aircraft carriers, most notably our Electro-Magnetic Aircraft Launching System ("EMALS"). Our Virginia class submarine production and development programs also had increased sales. Offsetting these increases were decreased sales to the domestic oil and gas market which resulted from delays in the timing of new order placement for our coker products resulting from more restrictive financial markets, reduced energy demand, and weak economic conditions globally. Traditional oil and gas valve products also generated lower sales due to a downturn in capital spending and maintenance expenditures by our customers. Partially offsetting the decreased sales to the domestic oil and gas market was increased demand for our international services in refinery repairs, maintenance, and spares. Our general industrial market declined due to lower demand for our industrial control products and automotive products resulting from depressed economic conditions.

Backlog increased 1% to \$1,182 million at December 31, 2009 from \$1,167 million at December 31, 2008. New orders declined by \$347 million (\$980 million versus \$1,327 million), or 26% during 2009. This decrease was a result of a large order in excess of \$300 million in the prior year related to our next-generation reactor coolant pumps for the AP1000 nuclear power plants that did not recur in the current year. Acquisitions, net of divestitures, contributed an incremental \$17 million to new orders from the comparable period in 2008.

Operating income for 2009 was \$93 million for our Flow Control segment. This was a decrease of \$10 million, or 9%, as compared to \$102 million in 2008. Organic operating income decreased \$14 million from the prior year. Organic operating income margins decreased 150 basis points to 9.1% in 2009 from 10.6% in 2008. Our organic operating income was primarily impacted by a shift in sales mix toward lower margin products as well as changes in long-term contracts both in the current year and prior year. Operating margins were also negatively impacted by the under-absorption of overhead costs resulting from significantly lower volumes in the oil and gas and general industrial markets. These declines were partially offset by increased volumes in our commercial nuclear power market and lower expenses due to cost reduction programs. Our 2009 acquisitions contributed \$2 million of incremental operating income in 2009, which was primarily due to a gain of \$2 million recognized on the acquisition of Nu-Torque, which was accounted for as a bargain purchase under acquisition accounting that became effective January 1, 2009. Foreign currency translation had an additional favorable impact of \$3 million or 3% on our results in 2009 versus 2008.

Year Ended December 31, 2008 Compared with Year Ended December 31, 2007

Our Flow Control segment reported sales of \$972 million for 2008. This was an increase of \$181 million, or 23% from \$790 million in 2007. This increase was mainly due to our 2007 and 2008 acquisitions of Benschaw, Valve Systems and Controls, Scientech, which generated \$116 million, or 15%, in incremental sales. Organic sales increased \$67 million, or 9%, in 2008. Organic sales growth was driven by an increase in sales to the power generation market of \$89 million, which was partially offset by a decrease in sales to the oil and gas and defense markets of \$12 million and \$5 million, respectively. Foreign currency translation negatively impacted sales by \$2 million, or less than 1%, for 2008.

Higher organic sales to the power generation market were primarily driven by increased sales of \$75 million for our next generation reactor coolant pumps for the AP1000 nuclear reactors for China and the United States. The remaining increase in sales to the power generation market resulted from higher demand for our engineering services and fasteners products related mainly to maintenance projects for nuclear power plants that were driven by timing of refurbishment cycles, both scheduled and unscheduled plant outages, which can vary in timing from period to period. The decrease in sales to the oil and gas market resulted from a delay in the timing of new order placement for our coke deheading systems, fluidic catalytic cracking units, and hydrotreating equipment due to a significant hurricane season, which shut down or limited operations in a number of refineries along the Gulf Coast, followed by a tightening in the financing markets and general economic conditions during the fourth quarter. Partially offsetting this decrease in the oil and gas market was increased demand for our traditional valve products, engineering services, and field service work as refineries increased their capital spending and maintenance expenditures.

Within our defense markets, we experienced a decline in sales to the ground defense market of \$4 million related to the diversion of funds away from the U.S. Army's EM Gun program in support of the war effort and a decline in sales of \$1 million to the naval and other defense markets. Lower sales to the U.S. Navy of motors and generators for submarines and aircraft carriers related to a wind-down in the funded contracts as well as a delay in funding for development work on the electro-magnetic launching system were partially offset by higher production work on the DDG 1000 Destroyer and an increase in pumps and instrumentation control devices related to the timing of procurement cycles.

Backlog increased 40% to \$1,167 million at December 31, 2008, from \$835 million at December 31, 2007. New orders increased by \$312 million (\$1,327 million versus \$1,015 million), or 31%, during 2008. Acquisitions contributed an incremental \$100 million to new orders to 2008 from the prior year. In 2008, we also received a large order, in excess of \$300 million, related to our next-generation reactor coolant pumps for the AP1000 nuclear power plants as well as \$114 million in new orders for submarine and aircraft carrier programs.

Operating income for 2008 was \$102 million for our Flow Control Segment. This was an increase of \$25 million, or 32%, from \$77 million in 2007. Organic operating income increased \$21 million, or 28%, due to improved margins on higher sales volumes and better cost performance and improved profitability on several long-term contracts in the oil and gas and power generation markets. Additionally, the operating income of the prior year was adversely impacted by a \$4 million loss on fixed-price pump development contracts with the U.S. Navy. Our acquisitions contributed \$4 million in incremental operating income. The unfavorable effect of foreign currency on operating income was \$1 million, or less than 1% for 2008.

Motion Control

Year Ended December 31, 2009 Compared with Year Ended December 31, 2008

Our Motion Control segment reported sales of \$621 million for 2009. This was an increase of approximately \$27 million, or 4%, from \$594 million. This increase was mainly due to our 2008 acquisitions of VMetro ASA and Mechatronics Holdings Limited, partially offset by our 2008 divestiture, which generated \$21 million, or 4%, in incremental sales. Organic sales increased by \$15 million, or 3%, for 2009; however, a strong increase in the defense markets of \$40 million was largely offset by decreases in the commercial aerospace markets of \$14 million and general industrial markets of \$13 million due to the economic slowdown. The remaining sales decline of \$9 million was due to the unfavorable effects of foreign currency translation.

Organic sales growth was realized across all of our major defense markets. We experienced an increase in our aerospace and ground defense markets of \$27 million and \$9 million, respectively. The increase in the aerospace defense market was mainly due to increased demand for our integrated sensing and embedded computing products on domestic and international military programs, such as the Global Hawk, F-22 Raptor, F-35 JSF, and various helicopter programs including the Blackhawk. The improvement in the ground defense market was driven primarily by higher sales of embedded computing products for tanks and light armored vehicles. Increased production on the TOW Improved Target Acquisition System accounted for the majority of this sales increase, while the remaining increase in ground defense sales was due to higher production and development on the Expeditionary Fighting Vehicle, Stryker, and Abrams Fighting Vehicle platforms. Partially offsetting the increase in our defense markets was a decline in sales in the commercial aerospace and general

industrial markets. The decrease in sales to the commercial aerospace and general industrial markets was mainly due to lower demand for both our embedded computing and sensor and controller products which is attributable to weak global economic conditions.

Backlog decreased 13% to \$443 million at December 31, 2009 from \$510 million at December 31, 2008. New orders declined by \$94 million (\$547 million versus \$642 million), or 15% during 2009. This was mainly due to reductions in our commercial aerospace and general industrial markets. Acquisitions, net of divestitures, contributed an incremental \$26 million to new orders from the comparable period in 2008.

Operating income for 2009 was \$81 million for our Motion Control segment. This was an increase of \$21 million, or 34%, from \$60 million in 2008. The segment realized incremental losses of approximately \$8 million in 2009, which are mainly related to intangible amortization expenses that generally run higher in the earlier years. Organic operating income increased by \$21 million as organic operating income margins increased 320 basis points to 13.3% in 2009 from 10.1% in 2008. There were several nonrecurring events that negatively impacted the margins in 2008, including the Eclipse bankruptcy, lower margins due to delays on the Boeing 700 series platforms, and a write-off of deferred contract costs after receipt of a contract cancellation in the fourth quarter. Conversely, the 2009 margins were positively impacted by favorable mix, increased volume on contracts, and lower expenses resulting from cost containment efforts. Foreign currency translation had an additional favorable impact of \$8 million or 13% on our results in 2009 versus 2008.

Year Ended December 31, 2008 Compared with Year Ended December 31, 2007

Our Motion Control segment reported sales of \$594 million for 2008. This was an increase of approximately \$47, or 9%, from \$547 million in 2007. The sales increase was achieved through both strong organic growth of \$25 million, or 5%, and our acquisitions of IMC Magnetics Corporation and VMETRO ASA, partially offset by our 2008 divestiture, which generated \$23 million, or 4%, in incremental sales. The increase in organic sales was driven mainly by higher sales in the ground and aerospace defense markets of \$26 million and \$14 million, respectively. This was partially offset by lower sales to the general industrial and commercial aerospace markets of \$4 million and \$2 million, respectively. Foreign currency translation negatively impacted sales by approximately \$1 million, or less than 1%, for 2008.

Ground defense product sales were driven primarily by higher sales of embedded computing products for tanks and light armored vehicles. Upgrades on the Bradley Fighting Vehicle platform accounted for the majority of our sales increase, as we experienced additional volume on the IBAS program, while the remaining increase was due to higher sales on the TOW Improved Target Acquisition System, the amphibious Expeditionary Fighting Vehicle, and the Armored Security Vehicle programs. These increases were partially offset by reductions in ground vehicle subsystems for the Future Combat Systems. The improvement in the aerospace defense market was mainly due to increased demand on various U.S. Air Force and U.S. Army programs, such as the F-22 Raptor, Global Hawk unmanned aerial vehicle, F-35 JSF, V-22 Osprey, F-16 Falcon, and various helicopter programs. Our embedded computing products account for the majority of the increase as our COTS market continues to be strong, and our ability to offer a complete embedded computing solution has contributed to this increasing demand. The decline in sales to the general industrial market was related to lower demand for our fuel control valves within the engineered systems division, while lower revenues in the commercial aerospace market were due to a realignment of production efforts on the Eclipse program.

Backlog increased 9% to \$510 million at December 31, 2008 from \$467 million at December 31, 2007. New orders increased by \$41 million (\$642 million versus \$601 million), or 7%, during 2008. This increase was primarily due to contract wins for our embedded computing products. Acquisitions also contributed an incremental \$18 million to new orders to 2008 from the prior year.

Operating income was \$60 million for our Motion Control segment in 2008. This was essentially flat as compared to \$61 million in 2007. Organic operating income decreased \$3 million, or 5%, while our 2008 and 2007 acquisitions, net of divestiture, contributed \$1 million in incremental operating losses. Despite the increase in sales, organic operating margins declined 100 basis points from 11.1% in 2007 to 10.1% in 2008. We experienced lower margins due to delays in commercial aerospace programs such as the Eclipse and Boeing 700 series platforms, a write-off of deferred contract costs after receipt of a contract cancellation in the fourth quarter, and an increase in inventory reserve due to a change in status of the Eclipse bankruptcy. Foreign currency translation favorably impacted operating income by \$4 million, or 6%, for 2008. Although foreign

currency translation had an unfavorable impact on sales for this segment, the net impact to operating income was favorable mainly due to the Canadian operations having a significant amount of sales denominated in U.S. dollars and operating costs in Canadian dollars. Thus, changes in the foreign currency rates directly impact the operating costs with no offsetting impact on sales.

Metal Treatment

Year Ended December 31, 2009 Compared with Year Ended December 31, 2008

Our Metal Treatment segment reported sales of \$203 million for the year ended 2009. This was a decrease of \$61 million or 23% from \$264 million. Organic sales decreased \$51 million, or 19%, in 2009. Organic Sales to the general industrial, commercial aerospace, and oil and gas market decreased by \$36 million, \$11 million, and \$7 million, respectively. The decline in sales was due to the weak global economic environment which resulted in a reduction in demand across all primary service offerings, most notably shot peening services. The decrease in organic sales was partially offset by our 2008 acquisition which contributed \$2 million in sales. The remaining sales decline of \$11 million was due to the unfavorable effect of foreign currency translation.

Operating income for 2009 was \$20 million for our Metal Treatment Segment. This was a decrease of \$32 million or 62% as compared to \$52 million for the year ended 2008. Organic operating income decreased by approximately \$30 million during the quarter, while incremental operating income had a minimal impact. Organic operating income declined, primarily due to lower volumes and the under-absorption of overhead costs as a result of the rapid decline in sales. The impact of this decline was partially offset by lower expenses resulting from cost containment efforts. Foreign currency translation negatively impacted operating income for 2009 by \$3 million.

Year Ended December 31, 2008 Compared with Year Ended December 31, 2007

Our Metal Treatment segment reported sales of \$264 million for 2008. This was an increase of \$9 million, or 4%, from \$255 million. The sales increase was achieved through strong organic growth of \$10 million, or 4%, while our acquisition contributed \$1 million in incremental sales growth. The increase in organic sales was driven by increased sales in all of the segment's major markets except for the general industrial market. Sales to the commercial aerospace market drove the organic growth with a \$7 million increase over the prior year period followed by increased sales to the power generation market of \$4 million. In addition, the oil and gas and aerospace defense market contributed \$4 million and \$2 million, respectively, to the year-over-year sales growth of the segment. The higher sales to the commercial aerospace market was driven by higher demand for our European shot peening and North American coatings services to OEMs due to increased production requirements. Sales to the power generation market were higher than the prior year due to a shot peening development project and increased demand for our European shot peening services. The increased sales to the oil and gas and aerospace defense markets were driven by higher demand for our European and North American shot peening services, respectively. These sales increases were partially offset by a sales decline of \$9 million to the automotive market as a result of depressed sales in the industry. The decline was most prominent in our North American shot peening business. Foreign currency translation negatively impacted sales by approximately \$2 million, or 1%, for 2008.

Operating income for 2008 was \$52 million for our Metal Treatment Segment. This was an increase of \$1 million, or 2%, as compared to \$51 million for 2007. Organic operating income increased by approximately \$2 million due primarily to the higher sales volume and higher margins generated by the shot peening development project. While organic operating income increased, operating margin was flat at 20.0%. A slight improvement in gross margin was partially offset by higher operating expenses. The improvement in gross margin was the result of favorable sales mix and productivity gains, partially offset by increased labor costs and start up costs associated with opening new facilities in Austria, China, and Spain. The operating expense increase was primarily due to increased labor costs to support the growth of the business. Foreign currency translation negatively impacted operating income for 2009 by \$1 million.

Corporate and Other Expenses

Non-segment operating costs consist mainly of pension expense associated with the Curtiss-Wright Pension Plans, environmental remediation and administrative expenses, unallocated medical costs associated

with the pooling of self-insurance costs, net foreign transaction gains/losses, certain legal costs, and other income and expense not directly associated with the ongoing performance of the segments. We had non-segment operating costs of \$24 million, \$18 million, and \$10 million in 2009, 2008, and 2007, respectively.

Pension expense associated with the Curtiss-Wright Pension Plans was \$18 million, \$8 million, and \$5 million in 2009, 2008, and 2007, respectively. The 2009 pension expense included the correction of an immaterial error related to prior periods. In addition, in 2009, the pension expense included a settlement charge resulting from the retirement of a key executive and his election to receive his pension benefit as a single lump sum payout. Excluding these adjustments, the increasing pension expense over the three year period was due to increased service, interest costs, and the recognition of previously unamortized losses.

Net foreign exchange transaction losses amounted to \$2 million, \$5 million, and \$3 million in 2009, 2008, and 2007, respectively. The higher 2008 loss was primarily due to a forward currency transaction to provide downside protection of the cash purchase price for the VMETRO acquisition. As a result of this transaction and the significant strengthening of the U.S. dollar that subsequently occurred, we realized a net cash savings and reduction in the purchase price of approximately \$4 million and \$7 million, respectively, from the offer date and recorded a pretax charge of \$3 million during 2008.

Interest Expense

Interest expense decreased \$4 million in 2009 as compared to 2008. The decrease was due to lower average interest rates, partially offset by higher debt levels. Our average outstanding debt increased 8% in 2009, which was mainly due to the funding of our acquisitions, while our average rate of borrowing decreased 90 basis points year over year.

Provision for Income Taxes

Our effective tax rates for 2009, 2008, and 2007, are 34.4%, 35.3%, and 32.3%, respectively. For further information on the changes in effective tax rates, see Note 11 to the Consolidated Financial Statements.

Liquidity and Capital Resources

Sources and Uses of Cash

We derive the majority of our operating cash inflow from receipts on the sale of goods and services and cash outflow for the procurement of materials and labor; cash flow is therefore subject to market fluctuations and conditions. A substantial portion of our business is in the defense sector, which is characterized by long-term contracts. Most of our long-term contracts allow for several billing points (progress or milestone) that provide us with cash receipts as costs are incurred throughout the project rather than upon contract completion, thereby reducing working capital requirements. In some cases, these payments can exceed the costs incurred on a project.

Operating Activities

Our working capital was \$313 million at December 31, 2009, a decrease of \$37 million from the working capital at December 31, 2008, of \$350 million. Our ratio of current assets to current liabilities was 1.6 to 1 at December 31, 2009, and 1.8 to 1 at December 31, 2008. Cash and cash equivalents totaled \$65 million in the aggregate at December 31, 2009, up from \$61 million at December 31, 2008. Excluding the impact of cash and the working capital changes due to our acquisitions and divestitures, our working capital decreased \$31 million. This decrease was mainly caused by an increase in short-term debt which was mainly due to \$75 million of private placement debt maturing in September of 2010. See Financing Activities section for further information. The decline in working capital, associated with our increase in short-term debt, was partially offset by a decrease in our current accrued expenses, a decrease in accounts payable, and an increase in accounts receivable.

Our current portion of long-term debt and short-term debt was \$81 million at December 31, 2009, and \$3 million at December 31, 2008. Our long-term debt was \$384 million at December 31, 2009, a decrease of \$129 million from \$513 million at December 31, 2008. The decrease in long-term debt was mainly due to \$75 million in private placement debt maturing in September of 2010 as well as additional payments made against

our revolving line of credit based upon strong fourth quarter cash flows. Days sales outstanding at December 31, 2009, improved to 44 days from 49 days at December 31, 2008, while inventory turnover declined to 4.3 turns at December 31, 2009, as compared to 4.6 turns at December 31, 2008.

Cash and cash equivalents totaled \$61 million in the aggregate at December 31, 2008, down from \$67 million at December 31, 2007. Excluding the impact of cash and the working capital changes due to our acquisitions and disposition, our working capital increased \$15 million due to increases in inventory and receivables, offset by an increase in deferred income payments. The inventory increases were the result of delayed customer shipments and the stocking of long lead material for our long-term contracts. Accounts receivable increased due to higher sales volume as sales in December 2008 were higher than December 2007. These increases were partially offset by an increase in deferred income mainly due to advance payments received from Westinghouse related to the AP 1000 program.

Investing Activities

We have acquired forty-five businesses since 2001 and expect to continue to seek acquisitions that are consistent with our long-term growth strategy. A combination of cash resources, funds available under our credit agreement, and proceeds from our Senior Notes were utilized to fund our acquisitions, net of dispositions, which totaled \$68 million and \$49 million in 2009 and 2008, respectively. As indicated in Note 2 to the Consolidated Financial Statements, some of our acquisition agreements contain purchase price adjustments and contingent payments, such as potential earn-out payments and working capital adjustments. During 2009, we paid a net amount of \$2 million in such payments relative to prior year acquisitions. Additional acquisitions will depend, in part, on the availability of financial resources at a cost of capital that meet our stringent criteria. As such, future acquisitions, if any, may be funded through the use of our cash and cash equivalents, through additional financing available under the credit agreement, or through new financing alternatives.

Our capital expenditures were \$76 million in 2009, \$104 million in 2008, and \$54 million in 2007. Capital expenditures relate primarily to new and replacement machinery and equipment, the expansion of new product lines within the business segments, and new facilities. During 2009, we continued expansion of our facilities for ongoing operations as well as investments in new product lines, primarily in support of the AP1000 program, and new facilities. In the fourth quarter of 2009, we substantially completed the expansion of these facilities.

Financing Activities

On August 10, 2007, the Company and certain of its subsidiaries amended and refinanced its existing credit facility and entered into a Second Amended and Restated Credit Agreement (“Credit Agreement”). The proceeds available under the Credit Agreement are to be used for working capital, internal growth initiatives, funding of future acquisitions, and general corporate purposes. Our available credit under the credit facility increased from \$400 million to \$425 million from a syndicate of banks, led by Bank of America, N.A. and JP Morgan Chase Bank, N.A. as the co-arrangement banks. The Credit Agreement also contains an accordion feature which can expand the overall credit line to a maximum aggregate amount of \$600 million. The consortium membership has remained relatively the same. The Credit Agreement extends the maturity from July 23, 2009 to August 10, 2012, at which time all amounts then outstanding under the Credit Agreement will be due and payable. In addition, the Credit Agreement provides for improved pricing and more favorable covenant terms, reduced facility fees, and increased availability of the facility for letters of credit. Borrowings under the Credit Agreement bear interest at a floating rate based on market conditions. In addition, our interest rate and level of facility fees are dependent on certain financial ratio levels, as defined in the Credit Agreement. We are subject to annual facility fees on the commitments under the Credit Agreement. In connection with the Credit Agreement, we paid customary transaction fees that have been deferred and are being amortized over the term of the Credit Agreement. We are required under the Credit Agreement to maintain certain financial ratios and meet certain financial tests, the most restrictive of which is a debt to capitalization limit of 60% and a cross default provision with our other senior indebtedness. As of December 31, 2009, we were in compliance with all covenants and had the flexibility to issue additional debt of approximately \$1 billion without exceeding the covenant limit defined in the Credit Agreement. We would consider other financing alternatives to maintain capital structure balance and ensure compliance with all debt covenants. We had \$100 million and \$155 million in borrowings outstanding (excluding letters of credit) under the Credit Agreement at December 31, 2009 and

December 31, 2008, respectively. The unused credit available under the Credit Agreement at December 31, 2009 was \$267 million. In light of the recent economic conditions and liquidity environment, and given the current volatility within the credit markets, many lenders have presented unattractive terms and conditions by seeking more restrictive lending provisions and higher interest rates that may limit our borrowing capacity and increase our cost of borrowing. However, the Company has evaluated its position and believes that its Credit Agreement with the bank consortium provides sufficient short-term access to financing should our operating cash flows be insufficient to fund our operations.

On December 1, 2005, we issued \$150 million of 5.51% Senior Series Notes (the “2005 Notes”). Our 2005 Notes mature on December 1, 2017 and are senior unsecured obligations, equal in right of payment to our existing senior indebtedness. We, at our option, can prepay at any time all or any part of our 2005 Notes, subject to a make-whole payment in accordance with the terms of the Note Purchase Agreement. In connection with our 2005 Notes, we paid customary fees that have been deferred and are being amortized over the term of our 2005 Notes. We are required under the Note Purchase Agreement to maintain certain financial ratios, the most restrictive of which is a debt to capitalization limit of 60%. The note also contains a cross default provision with our other senior indebtedness. As of December 31, 2009, we were in compliance with all covenants.

In November 2005, we unwound our interest rate swap agreements with notional amounts of \$20 million and \$60 million, which were originally put in place to convert a portion of our fixed interest on the \$75 million 5.13% Senior Notes and \$125 million 5.74% Senior Notes, respectively, to variable rates based on specified spreads over six-month LIBOR. The unwinding of these swap agreements resulted in a minimal net loss, which has been deferred and is being amortized over the remaining term of the underlying debt.

On September 25, 2003 we issued \$200 million of Senior Notes (the “2003 Notes”). The 2003 Notes consist of \$75 million of 5.13% Senior Notes that mature on September 25, 2010 and \$125 million of 5.74% Senior Notes that mature on September 25, 2013. Our 2003 Notes are senior unsecured obligations and are equal in right of payment to our existing senior indebtedness. We, at our option, can prepay at any time all or any part of our 2003 Notes, subject to a make-whole payment in accordance with the terms of the Note Purchase Agreement. In connection with our 2003 Notes, we paid customary fees that have been deferred and are being amortized over the terms of the 2003 Notes. We are required under the Note Purchase Agreement to maintain certain financial ratios, the most restrictive of which is a debt to capitalization limit of 60% and a cross default provision with our other senior indebtedness. As of December 31, 2009, we were in compliance with all covenants.

Our industrial revenue bonds, which are collateralized by real estate, were \$9 million at December 31, 2009 and December 31, 2008. The loans outstanding under the 2003 and 2005 Notes, Revolving Credit Agreement, and Industrial Revenue Bonds had variable interest rates averaging 3.89% for 2009 and 4.81% for 2008.

Future Commitments

Cash generated from operations, which includes interest payments of approximately \$25 million to \$28 million, estimated income tax payments of approximately \$50 million to \$60 million, and additional working capital requirements should be considered adequate to meet our planned capital expenditures of approximately \$70 million to \$80 million and expected dividend payments of approximately \$15 million. Additionally, we are committed to potential earn-out payments on our 2009 acquisition of Skyquest Systems Limited and an acquired earn-out payment assumed with the 2008 purchase of VMETRO, which are estimated to be between approximately \$5 million and \$6 million in 2009. There can be no assurance, however, that we will continue to generate cash flow at the current level. If cash generated from operations is not sufficient to support these operating requirements and investing activities, we may be required to reduce capital expenditures, refinance a portion of our existing debt, or obtain additional financing.

In 2010, our capital expenditures are expected to include the construction of new facilities, expansion of existing facilities to accommodate new product lines, and the purchase of new and refurbished machinery and equipment.

The following table quantifies our significant future contractual obligations and commercial commitments as of December 31, 2009:

	<u>Total</u>	<u>2010</u>	<u>2011</u>	<u>2012</u>	<u>2013</u>	<u>2014</u>	<u>Thereafter</u>
	(In thousands)						
Debt Principal							
Repayments ⁽¹⁾	\$465,083	\$ 80,981	\$ 98	\$100,101	\$125,105	\$ 108	\$158,690
Interest Payments on Fixed							
Rate Debt	95,006	18,254	15,440	15,440	13,514	8,265	24,093
Operating Leases	<u>147,900</u>	<u>22,564</u>	<u>22,499</u>	<u>19,296</u>	<u>16,982</u>	<u>15,490</u>	<u>51,069</u>
Total	<u>\$707,989</u>	<u>\$121,799</u>	<u>\$38,037</u>	<u>\$134,837</u>	<u>\$155,601</u>	<u>\$23,863</u>	<u>\$233,852</u>

(1) Amounts exclude a \$0.1 million adjustment to the fair value of long-term debt relating to the Company's interest rate swap agreements that were settled in cash during 2005.

We do not have material purchase obligations. Most of our raw material purchase commitments are made directly pursuant to specific contract requirements.

We will have funding requirements for our pension plans in the future. For further information on our pension commitments, see Note 16 to the Consolidated Financial Statements.

We enter into standby letters of credit agreements and guarantees with financial institutions and customers primarily relating to guarantees of repayment on our Industrial Revenue Bonds, future performance on certain contracts to provide products and services, and to secure advance payments we have received from certain international customers. At December 31, 2009, we had contingent liabilities on outstanding letters of credit due as follows:

	<u>Total</u>	<u>2010</u>	<u>2011</u>	<u>2012</u>	<u>2013</u>	<u>2014</u>	<u>Thereafter⁽²⁾</u>
	(In thousands)						
Letters of Credit	\$57,510	\$37,160	\$4,030	\$964	\$1,080	\$958	\$13,318

(2) Amounts indicated as thereafter are letters of credit which expire during the revolving credit agreement term, but will automatically renew on the date of expiration. In addition, amounts exclude bank guarantees of approximately \$3 million.

Critical Accounting Estimates and Policies

Our consolidated financial statements and accompanying notes are prepared in accordance with generally accepted accounting principles in the United States of America. Preparing consolidated financial statements requires us to make estimates and assumptions that affect the reported amounts of assets, liabilities, revenues, and expenses. These estimates and assumptions are affected by the application of our accounting policies. Critical accounting policies are those that require application of management's most difficult, subjective, or complex judgments, often as a result of the need to make estimates about the effects of matters that are inherently uncertain and may change in subsequent periods. We believe that the following are some of the more critical judgment areas in the application of our accounting policies that affect our financial condition and results of operations:

Revenue Recognition

The realization of revenue refers to the timing of its recognition in our accounts and is generally considered realized or realizable and earned when the earnings process is substantially complete and all of the following criteria are met: 1) persuasive evidence of an arrangement exists; 2) delivery has occurred or services have been rendered; 3) our price to our customer is fixed or determinable; and 4) collectability is reasonably assured.

We record sales and related profits on production and service type contracts as units are shipped and title and risk of loss have transferred or as services are rendered. This method is used in our Metal Treatment segment and in some of the business units within the Motion Control and Flow Control segments that serve non-military markets.

For certain contracts in our Flow Control and Motion Control segments that require performance over an extended period before deliveries begin, sales and estimated profits are recorded by applying the percentage-of-

completion method of accounting. The percentage-of-completion method of accounting is used primarily for our defense contracts and certain long-term commercial contracts. This method recognizes revenue and profit as the contracts progress towards completion. For certain contracts that contain a significant number of performance milestones, as defined by the customer, sales are recorded based upon achievement of these performance milestones. The performance milestone method is an output measure of progress towards completion made in terms of results achieved. For certain fixed price contracts, where none or a limited number of milestones exist, the cost-to-cost method is used, which is an input measure of progress toward completion. Under the cost-to-cost input method, sales and profits are recorded based on the ratio of costs incurred to an estimate of costs at completion. Under our percentage-of-completion methods of accounting, a single estimated total profit margin is used to recognize profit for each contract over its entire period of performance.

Application of percentage-of-completion methods of revenue recognition requires the use of reasonable and dependable estimates of the future material, labor, and overhead costs that will be incurred and a disciplined cost estimating system in which all functions of the business are integrally involved. These estimates are determined based upon industry knowledge and experience of our engineers, project managers, and financial staff. These estimates are significant and reflect changes in cost and operating performance throughout the contract and could have a significant impact on our operating performance. Adjustments to original estimates for contract revenue, estimated costs at completion, and the estimated total profit are often required as work progresses throughout the contract and as experience and more information is obtained, even though the scope of work under the contract may not change. These changes are recorded on a cumulative basis in the period they are determined to be necessary.

Under the percentage-of-completion method of accounting, provisions for estimated losses on uncompleted contracts are recognized in the period in which the likelihood of such losses are determined. However, future costs associated with costs deferred in anticipation of future contract sales and certain loss development contracts may be deferred if follow-on production orders are deemed probable. Amounts representing contract change orders are included in revenue only when they can be estimated reliably and their realization is reasonably assured. Certain contracts contain provisions for the redetermination of price and, as such, management defers a portion of the revenue from those contracts until such time as the price has been finalized.

Some of our customers withhold certain amounts from the billings they receive. These retainages are generally not due until the project has been completed and accepted by the customer.

Inventory

Inventory costs include materials, direct labor, and purchasing and manufacturing overhead costs, which are stated at the lower of cost or market, where market is limited to the net realizable value. We estimate the net realizable value of our inventories and establish reserves to reduce the carrying amount of these inventories to net realizable value, as necessary. We continually evaluate the adequacy of the inventory reserves by reviewing historical scrap rates, on-hand quantities as compared with historical and projected usage levels, and other anticipated contractual requirements. The stated inventory costs are also reflective of the estimates used in applying the percentage-of-completion revenue recognition method.

We purchase materials for the manufacture of components for sale. The decision to purchase a set quantity of a particular item is influenced by several factors including: current and projected price, future estimated availability, existing and projected contracts to produce certain items, and the estimated needs for our businesses.

For certain of our long-term contracts, we utilize progress billings, which represent amounts billed to customers prior to the delivery of goods and services and are recorded as a reduction to inventory and receivables. Amounts are first applied to unbilled receivables and any remainder is then applied to inventory. Progress billings are generally based on costs incurred, including direct costs, overhead, and general and administrative costs.

Pension and Other Postretirement Benefits

In consultation with our actuaries, we determine the appropriate assumptions for use in determining the liability for future pension and other postretirement benefits. The most significant of these assumptions include the number of employees who will receive benefits, their tenure, their salary levels, their projected mortality,

expected return on plan assets, the discount rates used to determine plan obligations, and the trends in the costs of medical and other health care benefits in the case of the postretirement benefit obligations. Changes in these assumptions, if significant in future years, may have an effect on our pension and postretirement expense, associated pension and postretirement assets and liabilities, and our annual cash requirements to fund these plans.

The discount rate used to determine the benefit obligations of the plans as of December 31, 2009, and the annual periodic costs for 2010 remained at 6.0% for all the U.S. pension plans and the EMD postretirement benefit plan to reflect current economic conditions. The rate reflects the hypothetical rate at which the projected benefit obligations could be effectively settled or paid out to participants on that date. We determined our discount rate based on a range of factors, including the rates of return on high-quality, fixed-income corporate bonds available at the measurement date and the related expected duration for the obligations. The discount rate for the Curtiss-Wright postretirement benefit plan decreased to 5.0% in 2009 to reflect the shorter duration of liabilities of this closed plan. This change caused an increase to the benefit obligation. The rate of compensation increase for the pension plans remained at 4.0%, which reflects the experience over the past years and the Company's expectation of future salary increases. We also utilized the RP 2000 mortality tables with mortality improvements projected to 2010 for the U.S. pension and postretirement benefit plans.

The overall expected return on assets assumption is based on a combination of historical performance of the pension fund and expectations of future performance. The historical returns are determined using the market-related value of assets, which is the same value used in the calculation of annual net periodic benefit cost. The market-related value of assets includes the recognition of realized and unrealized gains and losses over a five-year period, which effectively averages the volatility associated with the actual performance of the plan's assets from year to year. Over the last ten years the market-related value of assets had an average annual yield of 5.5%, whereas the actual returns averaged 4.3% during the same period. These averages were significantly impacted by 2008 underperformance, partially offset by 2009 performance that exceeded expectations. Expected future performance is determined by weighting the expected returns for each asset class by the plan's asset allocation. The expected returns are based on long-term capital market assumptions utilizing a ten-year time horizon. We have consistently used the 8.5% rate as a long-term overall average return, and although the financial markets underperformed in 2008 and negatively impacted our historical results, we consider the 8.5% rate to be a reasonable assumption of the future long-term investment returns.

The long-term medical trend assumptions start with a current rate that is in line with expectations for the near future. The trend's rate is then graded down over time until it reaches an ultimate rate that is close to expectations for growth in GDP. The reasoning is that medical trends cannot continue to be higher than the rate of GDP growth in the long term. The health care cost trend rates used to determine the benefit obligations of the plans as of December 31, 2009, and the annual periodic costs for 2010 were on an initial trend of 9.5% grading down to an ultimate trend of 5.5% in 2014. Any change in the expectation of these rates to return to a normal level should have an impact on the amount of expense we recognize.

The timing and amount of future pension income or expense to be recognized each year is dependent on the demographics and expected earnings of the plan participants, the expected interest rates in effect in future years, inflation, and the actual and expected investment returns of the assets in the pension trust.

Given the rebound in the financial markets in 2009 following the underperformance in 2008, the funded status of our domestic qualified pension plan increased by \$7 million. However, the sharp decline in the financial markets has expedited the future cash funding requirements and increased our future pension expense. We expect to contribute approximately \$158 million to this plan over a four year period beginning in 2011. Additionally, we expect pension expense of \$15 million associated with this plan in 2010.

The following table reflects the impact of changes in selected assumptions used to determine the funded status of the Company's pension plans as of December 31, 2009 (in thousands, except for percentage point change):

<u>Assumption</u>	<u>Percentage Point Change</u>	<u>Increase in Benefit Obligation</u>	<u>Increase in Expense</u>
Discount rate	(0.25%)	\$12,746	\$1,630
Rate of compensation increase	0.25%	7,721	1,837
Expected return on assets	(0.25%)	—	870

See Note 16 to the Consolidated Financial Statements for further information on our pension and postretirement plans, including an estimate of future cash contributions.

Environmental Reserves

We provide for environmental reserves on a site by site basis when, in conjunction with internal and external legal counsel, it is determined that a liability is both probable and estimable. In many cases, the liability is not fixed or capped when we first record a liability for a particular site. If only a range of potential liability can be estimated and no amount within the range is more probable than another, a reserve will be established at the low end of that range. At sites involving multiple parties, we accrue environmental liabilities based upon our expected share of the liability, taking into account the financial viability of our other jointly liable partners. Judgment is required when we make assumptions and estimate costs expected to be incurred for environmental remediation activities because of, among other factors, difficulties in assessing the extent and type of environmental remediation to be performed, the impact of complex environmental regulations and remediation technologies, and agreements between potentially responsible parties to share in the cost of remediation. In estimating the future liability and continually evaluating the sufficiency of such liabilities, we weigh certain factors including our participation percentage due to a settlement by or bankruptcy of other potentially responsible parties, a change in the environmental laws requiring more stringent requirements, an increase or decrease in the estimated time required to remediate, a change in the estimate of future costs that will be incurred to remediate the site, and changes in technology related to environmental remediation. We do not believe that continued compliance with environmental laws applicable to our operations will have a material adverse effect on our financial condition or results of operation. However, given the level of judgment and estimation used in the recording of environmental reserves, it is reasonably possible that materially different amounts could be recorded if different assumptions were used or if circumstances were to change, such as environmental regulations or remediation solution remedies.

As of December 31, 2009, our environmental reserves totaled \$21 million, the majority of which is long term. Approximately 75% of the environmental reserves represent the current value of our anticipated remediation costs and are not discounted primarily due to the uncertainty of timing of expenditures. The remaining environmental reserves are discounted to reflect the time value of money since the amount and timing of cash payments for the liability are reasonably determinable. We use a discount rate of 4%, which approximates an amount at which the environmental liability could be settled in an arm's length transaction with a third party. All environmental reserves exclude any potential recovery from insurance carriers or third-party legal actions.

Purchase Accounting

We apply the purchase method of accounting to our acquisitions. Under this method, we allocate the cost of business acquisitions to the assets acquired and liabilities assumed based on their estimated fair values at the date of acquisition, commonly referred to as the purchase price, allocation. As part of the purchase price allocations for our business acquisitions, identifiable intangible assets are recognized as assets apart from goodwill if they arise from contractual or other legal rights, or if they are capable of being separated or divided from the acquired business and sold, transferred, licensed, rented, or exchanged. The purchase price is allocated to the underlying tangible and intangible assets acquired and liabilities assumed based on their respective fair market values, with any excess recorded as goodwill. We determine the fair values of such assets and liabilities, generally in consultation with third-party valuation advisors. Such fair value assessments require significant judgments and estimates such as projected cash flows, discount rates, royalty rates, and remaining useful lives that can differ materially from actual results. The fair value of assets acquired (net of cash) and liabilities assumed of our 2009 acquisitions were estimated to be \$81 million and \$12 million, respectively. The initial fair values assigned to certain of these acquisitions are preliminary and may be revised prior to finalization, which is to be completed within a reasonable period, no later than twelve months from the acquisition date.

See Note 2 to the Consolidated Financial Statements for further information on our purchase accounting.

Goodwill

We have \$648 million in goodwill as of December 31, 2009. Generally, the largest separately identifiable asset from the business that we acquire is the value of their assembled workforces, which includes the

additional benefit received from management, administrative, marketing and business development, scientific, engineering and technical employees of the acquired business. The success of our acquisitions, include the ability to retain existing business and to successfully compete for and win new business which is based on the additional benefit received from management, administrative, marketing and business development, scientific, engineering and technical skills and knowledge of our employees, rather than on productive capital (plant and equipment, and technology and intellectual property). Therefore, because intangible assets for assembled workforces are part of goodwill, the substantial majority of the intangible assets for our acquired business acquisitions are recognized as goodwill. Additionally, the value assigned to goodwill for our business acquisitions also includes the value that we expect to realize from cost reduction measures that we implement for our acquired businesses.

The recoverability of goodwill is subject to an annual impairment test based on the estimated fair value of the underlying businesses. The test is performed in the fourth quarter, which coincides with the completion of our five-year strategic operating plan. Additionally, goodwill is tested for impairment when an event occurs or if circumstances change that would more likely than not reduce the fair value of a reporting unit below its carrying amount. The first step is to identify any potential impairment by comparing the carrying value of the reporting unit to its fair value. If a potential impairment is identified, the second step is to measure the impairment loss by comparing the implied fair value of goodwill with the carrying value of the goodwill on the reporting unit.

Our methodology for determining the fair value of a reporting unit is estimated using an income approach which discounts future net cash flows to their present value at a rate that reflects the Company's cost of capital, otherwise known as the discounted cash flow method ("DCF"). These estimated fair values are based on estimates of future cash flows of the businesses. Factors affecting these future cash flows include the continued market acceptance of the products and services offered by the businesses, the development of new products and services by the businesses and the underlying cost of development, the future cost structure of the businesses, and future technological changes. In addition to the income approach, we utilize market multiples for comparable companies to our reporting units. Any such impairment would be recognized in full in the reporting period in which it has been identified.

In 2009, we conducted additional sensitivity analysis to assess the risk for potential impairment based upon changes in the key assumptions in our goodwill valuation test. We reviewed reporting units that had significant changes in their economic indicators and adjusted for select changes in the risk adjusted discount rate to consider both the current return requirements of the market and the risks inherent in the reporting unit, expected long-term growth rate and cash flow projections to determine if any decline in the estimated fair value of a reporting unit could result in a goodwill impairment. Based upon our additional analysis, it was determined that there were no impairments for the select reporting units, however, the fair value of our Oil & Gas reporting unit was not substantially in excess of its carrying amount, as the fair value exceeded the carrying value by approximately 10%. The amount of goodwill for our Oil and Gas reporting unit amounted to \$95 million at December 31, 2009. Going forward, we will continue to monitor the performance of this reporting unit in relation to the key assumptions in our analysis. If management determines that impairment exists, the impairment will be recognized in the period in which it is identified.

Other Intangible Assets

Other intangible assets are generally the result of acquisitions and consist primarily of purchased technology, customer related intangibles, and trademarks. Intangible assets are recorded at their fair values as determined through purchase accounting, based on estimates and judgments regarding expectations for the estimated future after-tax earnings and cash flows arising from follow on sales. Definite-lived intangible assets are amortized on a straight-line basis over their estimated useful lives, which range from 1 to 20 years, while indefinite-lived intangible assets are not amortized. Indefinite-lived intangible assets are reviewed for impairment annually based on the discounted future cash flows. Additionally, we review the recoverability of all intangible assets, including the related useful lives, whenever events or changes in circumstances indicate that the carrying amount might not be recoverable. We would record any impairment in the reporting period in which it has been identified.

Recently Issued Accounting Pronouncements

New accounting pronouncements have been issued which are not effective until after December 31, 2009. For further discussion of new accounting standards, see Note 1 to the Consolidated Financial Statements.

Item 7A. *Quantitative and Qualitative Disclosures About Market Risk.*

We are exposed to certain market risks from changes in interest rates and foreign currency exchange rates as a result of our global operating and financing activities. We seek to minimize any material risks from foreign currency exchange rate fluctuations through our normal operating and financing activities and, when deemed appropriate, through the use of derivative financial instruments. We do not use such instruments for trading or other speculative purposes. We used forward foreign currency contracts to manage our currency rate exposures during the year ended December 31, 2009. Information regarding our accounting policy on financial instruments is contained in Note 1-L to the Consolidated Financial Statements.

The market risk for a change in interest rates relates primarily to our debt obligations. Our interest rate exposure was 76% and 68% fixed at December 31, 2009 and December 31, 2008, respectively. The variable rates on the Industrial Revenue Bonds are based on market rates. As of December 31, 2009, a change in interest rates of 1% would have an impact on consolidated interest expense of approximately \$1.1 million. Information regarding our 2005 and 2003 Notes, Revolving Credit Agreement, and Interest Rates Swaps is contained in Note 12 to the Consolidated Financial Statements.

Financial instruments expose us to counter-party credit risk for non-performance and to market risk for changes in interest and foreign currency rates. We manage exposure to counter-party credit risk through specific minimum credit standards, diversification of counter-parties, and procedures to monitor concentrations of credit risk. We monitor the impact of market risk on the fair value and cash flows of our investments by investing primarily in investment grade interest bearing securities, which have short-term maturities. We attempt to minimize possible changes in interest and currency exchange rates to amounts that are not material to our consolidated results of operations and cash flows.

Although the majority of our sales, expenses, and cash flows are transacted in U.S. dollars, we do have market risk exposure to changes in foreign currency exchange rates, primarily as it relates to the value of the U.S. dollar versus the Canadian dollar, the British pound, the euro, the Norwegian kroner, and the Swiss franc. Any significant change against the U.S. dollar in the value of the currencies of those countries in which we do business could have an effect on our business, financial condition, and results of operations. If foreign exchange rates were to collectively weaken or strengthen against the dollar by 10%, net earnings would have been reduced or increased, respectively, by approximately \$1 million as it relates exclusively to foreign currency exchange rate exposures.

Item 8. Financial Statements and Supplementary Data.

CONSOLIDATED STATEMENTS OF EARNINGS

	For the years ended December 31,		
	2009	2008	2007
	(In thousands, except per share data)		
Net sales	\$1,809,690	\$1,830,140	\$1,592,124
Cost of sales.....	<u>1,214,159</u>	<u>1,214,061</u>	<u>1,068,500</u>
Gross profit.....	595,531	616,079	523,624
Research and development costs	(54,645)	(49,615)	(47,929)
Selling expenses	(106,187)	(107,308)	(92,129)
General and administrative expenses	<u>(265,380)</u>	<u>(262,594)</u>	<u>(204,382)</u>
Operating income	169,319	196,562	179,184
Interest expense.....	(25,066)	(29,045)	(27,382)
Other income (expense), net.....	<u>1,006</u>	<u>1,585</u>	<u>2,369</u>
Earnings before income taxes.....	145,259	169,102	154,171
Provision for income taxes	<u>(50,038)</u>	<u>(59,712)</u>	<u>(49,843)</u>
Net earnings	<u>\$ 95,221</u>	<u>\$ 109,390</u>	<u>\$ 104,328</u>
Net earnings per share:			
Basic earnings per share	<u>\$ 2.10</u>	<u>\$ 2.45</u>	<u>\$ 2.35</u>
Diluted earnings per share	<u>\$ 2.08</u>	<u>\$ 2.41</u>	<u>\$ 2.32</u>

See notes to consolidated financial statements.

CONSOLIDATED BALANCE SHEETS

	At December 31,	
	2009	2008
	(In thousands, except share data)	
ASSETS		
Current assets:		
Cash and cash equivalents	\$ 65,010	\$ 60,705
Receivables, net	404,539	395,659
Inventories, net	285,608	281,508
Deferred tax assets, net	48,777	37,314
Other current assets	33,567	26,833
Total current assets	837,501	802,019
Property, plant, and equipment, net	401,149	364,032
Goodwill	648,452	608,898
Other intangible assets, net	242,506	234,596
Deferred tax assets, net	1,994	23,128
Other assets	10,439	9,357
Total assets	\$2,142,041	\$2,042,030
LIABILITIES		
Current liabilities:		
Current portion of long-term debt and short-term debt	\$ 80,981	\$ 3,249
Accounts payable	129,880	140,954
Accrued expenses	90,855	103,973
Income taxes payable	4,212	8,213
Deferred revenue	167,683	138,753
Other current liabilities	50,708	56,542
Total current liabilities	524,319	451,684
Long-term debt	384,112	513,460
Deferred tax liabilities, net	25,549	26,850
Accrued pension and other postretirement benefit costs	120,930	125,762
Long-term portion of environmental reserves	18,804	20,377
Other liabilities	41,570	37,135
Total liabilities	1,115,284	1,175,268
Contingencies and Commitments (Notes 12, 15, 17, and 19)		
STOCKHOLDERS' EQUITY		
Common stock, \$1 par value, 100,000,000 shares authorized at December 31, 2009 and 2008; 48,213,472 and 47,903,187 shares issued at December 31, 2009 and 2008, respectively; outstanding shares were 45,624,179 at December 31, 2009 and 45,064,839 at December 31, 2008	48,214	47,903
Additional paid-in capital	111,707	94,500
Retained earnings	980,590	899,928
Accumulated other comprehensive loss	(19,605)	(72,551)
	1,120,906	969,780
Less: Common treasury stock, at cost (2,589,293 shares at December 31, 2009 and 2,838,348 shares at December 31, 2008)	(94,149)	(103,018)
Total stockholders' equity	1,026,757	866,762
Total liabilities and stockholders' equity	\$2,142,041	\$2,042,030

See notes to consolidated financial statements.

CONSOLIDATED STATEMENTS OF CASH FLOWS

	For the years ended December 31,		
	2009	2008	2007
	(In thousands)		
Cash flows from operating activities:			
Net earnings.....	\$ 95,221	\$ 109,390	\$ 104,328
Adjustments to reconcile net earnings to net cash provided by operating activities:			
Depreciation and amortization.....	76,480	74,251	62,699
Net loss on sales and disposals of long-lived assets	1,917	804	388
Gain on bargain purchase.....	(1,937)	—	—
Deferred income taxes.....	(6,470)	(6,370)	(8,144)
Share-based compensation	15,264	13,663	10,912
Changes in operating assets and liabilities, net of businesses acquired and disposed of:			
Decrease (increase) in receivables	9,250	(20,230)	(63,998)
Decrease (increase) in inventories.....	17,819	(46,564)	(50,290)
(Decrease) increase in progress payments	(8,573)	8,227	(2,274)
(Decrease) increase in accounts payable and accrued expenses	(30,565)	8,582	31,078
Increase in deferred revenue.....	28,724	33,332	53,065
Increase (decrease) in income taxes payable.....	(11,326)	(4,044)	(6,020)
(Decrease) increase in net pension and postretirement liabilities.....	19,654	11,416	5,540
Decrease (increase) in other current and long-term assets	2,319	2,250	(2,668)
(Decrease) increase in other current and long-term liabilities .	(11,198)	(4,886)	4,520
Total adjustments	101,358	70,431	34,808
Net cash provided by operating activities	196,579	179,821	139,136
Cash flows from investing activities:			
Proceeds from sales and disposals of long-lived assets	3,789	8,143	174
Acquisitions of intangible assets	(673)	(311)	(3,722)
Additions to property, plant, and equipment	(75,643)	(103,657)	(54,433)
Acquisition of businesses, net of cash acquired	(68,623)	(48,557)	(289,348)
Net cash used for investing activities.....	(141,150)	(144,382)	(347,329)
Cash flows from financing activities:			
Borrowings of debt	711,059	598,000	751,500
Principal payments on debt.....	(762,759)	(622,580)	(604,560)
Proceeds from exercise of stock options.....	10,557	9,905	9,661
Dividends paid.....	(14,559)	(14,381)	(12,440)
Excess tax benefits from share-based compensation	378	1,544	2,590
Net cash (used for) provided by financing activities.....	(55,324)	(27,512)	146,751
Effect of exchange-rate changes on cash	4,200	(13,742)	3,445
Net increase (decrease) in cash and cash equivalents.....	4,305	(5,815)	(57,997)
Cash and cash equivalents at beginning of year.....	60,705	66,520	124,517
Cash and cash equivalents at end of year	\$ 65,010	\$ 60,705	\$ 66,520
Supplemental disclosure of investing activities:			
Fair value of assets acquired from current year acquisitions.....	\$ 81,103	\$ 133,159	\$ 315,842
Additional consideration paid (received) on prior year acquisitions	1,835	(1,447)	9,433
Liabilities assumed from current year acquisitions.....	(12,102)	(75,156)	(35,706)
Cash acquired.....	(276)	(7,999)	(221)
Gain on bargain purchase.....	(1,937)	—	—
Acquisition of businesses, net of cash acquired	\$ 68,623	\$ 48,557	\$ 289,348

See notes to consolidated financial statements.

CONSOLIDATED STATEMENTS OF STOCKHOLDERS' EQUITY

	<u>Common Stock</u>	<u>Additional Paid-in Capital</u>	<u>Retained Earnings</u>	<u>Accumulated Other Comprehensive Income (Loss)</u>	<u>Comprehensive Income (Loss)</u>	<u>Treasury Stock</u>
				(In thousands)		
January 1, 2007	\$47,533	\$ 69,887	\$716,030	\$ 55,806	_____	\$(127,182)
Comprehensive income:						
Net earnings	—	—	104,328	—	\$104,328	—
Pension and postretirement adjustments, net	—	—	—	11,587	11,587	—
Foreign currency translation adjustments, net	—	—	—	25,934	25,934	—
Total comprehensive income ..	_____	_____	_____	_____	\$141,849	_____
Adjustment for initial application of accounting for uncertainty in income taxes, net	—	—	(505)	—	—	—
Dividends paid	—	—	(12,440)	—	—	—
Stock options exercised, net	182	2,198	—	—	—	10,515
Share-based compensation	—	7,816	—	—	—	3,096
Other	—	(351)	—	—	—	351
December 31, 2007	<u>\$47,715</u>	<u>\$ 79,550</u>	<u>\$807,413</u>	<u>\$ 93,327</u>	_____	<u>\$(113,220)</u>
Comprehensive income:						
Net earnings	—	—	109,390	—	\$109,390	—
Pension and postretirement adjustments, net	—	—	—	(87,313)	(87,313)	—
Foreign currency translation adjustments, net	—	—	—	(78,743)	(78,743)	—
Total comprehensive loss	_____	_____	_____	_____	\$(56,666)	_____
Adjustment for pension and postretirement measurement date change, net	—	—	(2,494)	178	—	—
Dividends paid	—	—	(14,381)	—	—	—
Stock options exercised, net	188	6,050	—	—	—	5,439
Share-based compensation	—	9,278	—	—	—	4,385
Other	—	(378)	—	—	—	378
December 31, 2008	<u>\$47,903</u>	<u>\$ 94,500</u>	<u>\$899,928</u>	<u>\$(72,551)</u>	_____	<u>\$(103,018)</u>
Comprehensive income:						
Net earnings	—	—	95,221	—	\$ 95,221	—
Pension and postretirement adjustments, net	—	—	—	16,350	16,350	—
Foreign currency translation adjustments, net	—	—	—	36,596	36,596	—
Total comprehensive income ..	_____	_____	_____	_____	\$148,167	_____
Dividends paid	—	—	(14,559)	—	—	—
Stock options exercised, net	311	6,085	—	—	—	4,727
Share-based compensation	—	11,431	—	—	—	3,833
Other	—	(309)	—	—	—	309
December 31, 2009	<u>\$48,214</u>	<u>\$111,707</u>	<u>\$980,590</u>	<u>\$(19,605)</u>	_____	<u>\$ (94,149)</u>

See notes to consolidated financial statements.

NOTES TO CONSOLIDATED FINANCIAL STATEMENTS

1. SUMMARY OF SIGNIFICANT ACCOUNTING POLICIES

Curtiss-Wright Corporation and its subsidiaries (the “Corporation”) is a diversified multinational manufacturing and service company that designs, manufactures, and overhauls precision components and systems and provides highly engineered products and services to the aerospace, defense, automotive, shipbuilding, processing, oil, petrochemical, agricultural equipment, railroad, power generation, security, and metalworking industries. Operations are conducted through 59 manufacturing facilities and 67 metal treatment service facilities.

A. Principles of Consolidation

The consolidated financial statements include the accounts of Curtiss-Wright and its majority-owned subsidiaries. All significant intercompany transactions and accounts have been eliminated.

B. Use of Estimates

The financial statements of the Corporation have been prepared in conformity with accounting principles generally accepted in the United States of America, which requires management to make estimates and judgments that affect the reported amount of assets, liabilities, revenue, and expenses and disclosure of contingent assets and liabilities in the accompanying financial statements. The most significant of these estimates includes the estimate of costs to complete long-term contracts under the percentage-of-completion accounting methods, the estimate of useful lives for property, plant, and equipment, cash flow estimates used for testing the recoverability of assets, pension plan and postretirement obligation assumptions, estimates for inventory obsolescence, estimates for the valuation and useful lives of intangible assets, warranty reserves, legal reserves, and the estimate of future environmental costs. Actual results may differ from these estimates.

C. Revenue Recognition

The realization of revenue refers to the timing of its recognition in the accounts of the Corporation and is generally considered realized or realizable and earned when the earnings process is substantially complete and all of the following criteria are met: 1) persuasive evidence of an arrangement exists; 2) delivery has occurred or services have been rendered; 3) the Corporation’s price to its customer is fixed or determinable; and 4) collectability is reasonably assured.

The Corporation records sales and related profits on production and service type contracts as units are shipped and title and risk of loss have transferred or as services are rendered, net of estimated returns and allowances. Sales and estimated profits under certain long-term contracts are recognized under the percentage-of-completion methods of accounting, whereby profits are recorded pro rata, based upon current estimates of direct and indirect costs to complete such contracts. In addition, the Corporation also records sales under certain long-term government fixed price contracts upon achievement of performance milestones as specified in the related contracts. Losses on contracts are provided for in the period in which the losses become determinable. Revisions in profit estimates are reflected on a cumulative basis in the period in which the basis for such revision becomes known. The excess of the billings over cost and estimated earnings on long-term contracts is included in deferred revenue.

D. Cash and Cash Equivalents

Cash equivalents consist of money market funds and commercial paper that are readily convertible into cash, all with original maturity dates of three months or less.

E. Inventory

Inventories are stated at lower of production cost (principally average cost) or market. Production costs are comprised of direct material and labor and applicable manufacturing overhead.

F. Progress Payments

Certain long-term contracts provide for the interim billings as costs are incurred on the respective contracts. Pursuant to contract provisions, agencies of the U.S. Government and other customers are granted title or a secured interest in the unbilled costs included in unbilled receivables and materials and work-in-process included in inventory to the extent of progress payments. Accordingly, these progress payments received have been reported as a reduction of unbilled receivables and inventories, as presented in Notes 3 and 4.

G. Property, Plant, and Equipment

Property, plant, and equipment are carried at cost less accumulated depreciation. Major renewals and betterments are capitalized, while maintenance and repairs that do not improve or extend the life of the asset are expensed in the period they are incurred. Depreciation is computed using the straight-line method based upon the estimated useful lives of the respective assets.

Average useful lives for property, plant, and equipment are as follows:

Buildings and improvements	5 to 40 years
Machinery, equipment, and other	3 to 15 years

H. Intangible Assets

Intangible assets are generally the result of acquisitions and consist primarily of purchased technology, customer related intangibles, trademarks and service marks, and technology licenses. Definite lived intangible assets are amortized on a straight-line basis over their estimated useful lives, which range from 1 to 20 years, while indefinite lived intangible assets are not amortized. Indefinite lived intangible assets are reviewed for impairment annually based on the discounted future cash flows. See Note 7 for further information on other intangible assets.

I. Impairment of Long-Lived Assets

The Corporation reviews the recoverability of all long-term assets, including the related useful lives, whenever events or changes in circumstances indicate that the carrying amount of a long-lived asset might not be recoverable. If required, the Corporation compares the estimated undiscounted future net cash flows to the related asset's carrying value to determine whether there has been an impairment. If an asset is considered impaired, the asset is written down to fair value, which is based either on discounted cash flows or appraised values in the period the impairment becomes known. In 2009, the Corporation recognized \$1.1 million related to the write-down of two facilities that were associated with the business restructuring plan, there were no such write-downs in 2008 or 2007.

J. Goodwill

Goodwill results from business acquisitions. The Corporation accounts for business acquisitions by allocating the purchase price to tangible and intangible assets and liabilities. Assets acquired and liabilities assumed are recorded at their fair values, and the excess of the purchase price over the amounts allocated is recorded as goodwill. The recoverability of goodwill is subject to an annual impairment test or whenever an event occurs or circumstances change that would more likely than not result in an impairment. The impairment test is based on the estimated fair value of the underlying businesses. Goodwill impairment tests performed as of October 31, 2009, 2008, and 2007 concluded that no impairment charges were required as of those dates. See Note 6 for further information on goodwill.

K. Pre Contract Costs

The Corporation, from time to time, incurs costs to begin fulfilling the statement of work under a specific anticipated contract that has yet to obtain from a customer. If it is determined that the recoveries of these costs are probable, the costs will be capitalized, excluding any start-up costs which are expensed as incurred. When circumstances change and the contract is no longer deemed probable the capitalized costs will be recognized in

earnings. There were no costs in 2009 and 2007 that were written off. There were \$1.6 million in capitalized costs that were deemed not probable and recognized into earnings during 2008. Capitalized pre contract costs were \$3.7 million and \$5.3 million at December 31, 2009 and 2008, respectively.

L. Fair Value of Financial Instruments

Accounting guidance, requires certain disclosures regarding the fair value of financial instruments. Due to the short maturities of cash and cash equivalents, accounts receivable, accounts payable, and accrued expenses, the net book value of these financial instruments is deemed to approximate fair value. See Notes 8 and 12 for further information.

M. Research and Development

The Corporation funds research and development programs for commercial products and independent research and development and bid and proposal work related to government contracts. Development costs include engineering and field support for new customer requirements. Corporation-sponsored research and development costs are expensed as incurred.

Research and development costs associated with customer-sponsored programs are charged to inventory and are recorded in cost of sales when products are delivered or services performed. Funds received under shared development contracts are a reduction of the total development expenditures under the shared contract and are shown net as research and development costs.

N. Environmental Costs

The Corporation establishes a reserve for a potential environmental remediation liability on a site by site basis when it concludes that a determination of legal liability is probable and the amount of the liability can be reasonably estimated based on current law and existing technologies. Such amounts, if quantifiable, reflect the Corporation's estimate of the amount of that liability. If only a range of potential liability can be estimated and no amount within the range is more probable than another, a reserve will be established at the low end of that range. At sites involving multiple parties, the Corporation accrues environmental liabilities based upon its expected share of the liability, taking into account the financial viability of other jointly liable partners. Such reserves, which are reviewed quarterly, are adjusted as assessment and remediation efforts progress or as additional information becomes available. Approximately 75% of the Corporation's environmental reserves as of December 31, 2009 represent the current value of anticipated remediation costs and are not discounted primarily due to the uncertainty of timing of expenditures. The remaining environmental reserves are discounted to reflect the time value of money since the amount and timing of cash payments for the liability are reliably determinable. All environmental reserves exclude any potential recovery from insurance carriers or third-party legal actions. See Note 15 for additional information.

O. Accounting for Share-Based Payments

The Corporation follows the fair value based method of accounting for share-based employee compensation, which requires the Corporation to expense all share-based employee compensation. Share-based employee compensation is primarily a non-cash expense since the Corporation settles these obligations by issuing the shares of Curtiss-Wright Corporation instead of settling such obligations with cash payments.

Compensation expense for all non-qualified share options, performance shares, performance-based restricted shares, time-based restricted stock, and performance-based restricted stock units is recognized on a graded schedule over the requisite service period for the entire award based on the grant date fair value. Compensation expense is based on the fair value on the grant date.

P. Capital Stock

The Corporation is authorized to repurchase 900,000 shares under its existing stock repurchase program. Purchases are authorized to be made from time to time in the open market or privately negotiated transactions depending on market and other conditions, whenever management believes that the market price of the stock does not adequately reflect the true value of the Corporation and, therefore, represents an attractive investment

opportunity. The shares are held at cost and reissuance is recorded at the weighted-average cost. Through December 31, 2009, the Corporation had repurchased 210,930 shares under this program. There was no stock repurchased during 2009, 2008, and 2007 and the Corporation does not intend to repurchase any shares during 2010.

Q. Earnings Per Share

The Corporation is required to report both basic earnings per share (“EPS”), based on the weighted-average number of Common shares outstanding, and diluted earnings per share, based on the basic EPS adjusted for all potentially dilutive shares issuable. The calculation of EPS is disclosed in Note 13.

R. Income Taxes

The Corporation accounts for income taxes using the asset and liability method. Under the asset and liability method, deferred tax assets and liabilities are recognized for future tax consequences attributable to differences between the financial statement carrying amounts of existing assets and liabilities and their respective tax bases. The effect on deferred tax assets and liabilities of a change in tax laws is recognized in the results of operations in the period the new laws are enacted. A valuation allowance is recorded to reduce the carrying amounts of deferred tax assets unless it is more likely than not that such assets will be realized.

The Corporation records amounts related to uncertain income tax positions, by (1) prescribing a minimum recognition threshold a tax position is required to meet before being recognized in the financial statements, (2) the measurement of the income tax benefits recognized from such positions. The Corporation’s accounting policy is to classify uncertain income tax positions that are not expected to be resolved in one year as a non-current income tax liability and to classify interest and penalties as a component of “selling, general, and administrative expenses”. See Note 11 for further information.

S. Foreign Currency Translation

For operations outside the United States of America that prepare financial statements in currencies other than the U.S. dollar, the Corporation translates assets and liabilities at period-end exchange rates and income statement amounts using weighted-average exchange rates for the period. The cumulative effect of translation adjustments is presented as a component of accumulated other comprehensive income within stockholders’ equity. This balance is affected by foreign currency exchange rate fluctuations and by the acquisition of foreign entities. Gains/(losses) from foreign currency transactions are included in other income(expense) within the results of operations, which amounted to \$(4.7) million, \$14.3 million, and \$(6.5) million for the years ended December 31, 2009, 2008, and 2007, respectively.

T. Derivatives

The Corporation uses financial instruments, such as forward exchange and currency option contracts, to hedge a portion of existing and anticipated foreign currency denominated transactions. The purpose of the Corporation’s foreign currency risk management program, which began in 2007, is to reduce volatility in earning caused by exchange rate fluctuations. All of the derivative financial instruments are recorded at fair value based upon quoted market prices for comparable instruments, with the gain or loss on these transactions recorded into earnings in the period in which they occur. These gains/(losses) are classified as general and administrative expenses in the Consolidated Statements of Earnings and amounted to \$2.5 million and \$(19.1) million for the years ended December 31, 2009 and 2008, respectively. The Corporation does not use derivative financial instruments for trading or speculative purposes.

U. Recently Issued Accounting Standards

Adoption of New Standards

Employers’ Disclosures about Postretirement Benefit Plan Assets

In December 2008, new guidance was issued on employers’ disclosures about pension and other postretirement benefit plan assets and is effective for filings ending after December 15, 2009. The new

guidance requires an employer to disclose investment policies and strategies, categories, fair value measurements, and significant concentration risk among its postretirement benefit plan assets. The adoption of this guidance required the Corporation to provide additional disclosures, see Note 16 to the Consolidated Financial Statements.

Subsequent Events

In May 2009, new guidance was issued on subsequent events, which established general standards of accounting for and disclosure of events that occur after the balance sheet date but before financial statements are issued or are available to be issued. Specifically, it provides the period after the balance sheet date during which management of a reporting entity should evaluate events or transactions that may occur for potential recognition or disclosure in the financial statements, the circumstances under which an entity should recognize events or transactions occurring after the balance sheet date in its financial statements, and the disclosures that an entity should make about events or transactions that occurred after the balance sheet date. The new guidance was effective for interim or annual financial periods ending after June 15, 2009. The adoption of this guidance requires the Corporation to provide additional disclosures or adjustments to the financial statements if material subsequent events occur. The Corporation has evaluated the period from December 31, 2009 through February 23, 2010 and has determined that there are no material subsequent events.

Fair Value Disclosures and Measurements

In April 2009, new guidance was issued on interim disclosures about fair value instruments, which enhances consistency in financial reporting by increasing the frequency of fair value disclosures. The new guidance relates to fair value disclosures for any financial instruments that are not currently reflected on a Corporation's balance sheet at fair value. Prior to the effective date of this new guidance, fair values for these assets and liabilities were only disclosed once a year. The new guidance requires these disclosures on a quarterly basis, providing qualitative and quantitative information about fair value estimates for all those financial instruments not measured on the balance sheet at fair value. The adoption of this guidance required the Corporation to provide additional quarterly disclosures.

Effective January 1, 2008, the Corporation adopted new accounting guidance on fair value measurements. The new guidance defines fair value, establishes a framework for measuring fair value in generally accepted accounting principles, and expands disclosures about fair value measurements. The new guidance was effective for the Corporation for all non-financial assets and non-financial liabilities as of January 1, 2009. It enables the reader of the financial statements to assess the inputs used to develop those measurements by establishing a hierarchy for ranking the quality and reliability of the information used to determine fair values and requires that assets and liabilities carried at fair value be classified and disclosed in one of the following three categories:

Level 1: Quoted market prices in active markets for identical assets or liabilities.

Level 2: Observable market based inputs or unobservable inputs that are corroborated by market data.

Level 3: Unobservable inputs that are not corroborated by market data.

Non-controlling Interests in Consolidated Financial Statements

Effective January 1, 2009, the Corporation adopted new accounting guidance on non-controlling interests in consolidated financial statements. The new guidance amends the accounting and reporting for non-controlling interests in a consolidated subsidiary and the deconsolidation of a subsidiary. Included in this guidance is the requirement that non-controlling interests be reported in the equity section of the balance sheet. The new guidance is effective for fiscal years and interim periods within those fiscal years, beginning on or after December 15, 2008. The adoption of this guidance did not have an impact on the Corporation's results of operations or financial condition.

Disclosures about Derivative Instruments and Hedging Activities

Effective January 1, 2009, the Corporation adopted new accounting guidance on disclosures about derivative instruments and hedging activities. The new guidance requires disclosures of how and why an entity

uses derivative instruments, how derivative instruments and related hedged items are accounted for, and how derivative instruments and related hedged items affect an entity's financial position, financial performance, and cash flows. The new guidance is effective for financial statements issued after November 15, 2008. The adoption of this guidance required the Corporation to provide additional disclosures, see Note 8 to the Consolidated Financial Statements.

Determination of the Useful Life of Intangible Assets

Effective January 1, 2009, the Corporation adopted new guidance on the determination of the useful life of intangible assets. The new guidance amends the factors an entity should consider in developing renewal or extension assumptions used in determining the useful life of recognized intangible assets. This new guidance applies prospectively to intangible assets that are acquired individually or with a group of other assets in business combinations and asset acquisitions. The new guidance was effective for financial statements issued for fiscal years and interim periods beginning after December 15, 2008. The adoption of this guidance did not have a material impact on the Corporation's results of operations or financial condition.

Business Combinations

Effective January 1, 2009, the Corporation adopted new accounting guidance on business combinations. The new guidance changed the accounting treatment for certain specific items, including, but not limited to: acquisition costs are generally expensed as incurred; non-controlling interests are valued at fair value at the acquisition date; acquired contingent liabilities are recorded at fair value at the acquisition date and subsequently measured at either the higher of such amount or the amount determined under existing guidance for non-acquired contingencies; in-process research and development are recorded at fair value as an indefinite-lived intangible asset at the acquisition date; restructuring costs associated with a business combination are generally expensed subsequent to the acquisition date; and changes in deferred tax asset valuation allowances and income tax uncertainties after the acquisition date generally affect income tax expense. The new guidance also includes several new disclosure requirements and applies prospectively to significant business combinations for which the acquisition date was on or after the beginning of the first annual reporting period beginning on or after December 15, 2008, as well as recognizing adjustments to uncertain tax positions through earnings on all acquisitions regardless of the acquisition date. The impact of the adoption of this guidance resulted in the gain on a bargain purchase for the acquisition of Nu-Torque of \$1.9 million. See Note 2 to the Consolidated Financial Statements for additional information.

In April 2009, new guidance was issued on accounting for assets acquired and liabilities assumed in a business combination that arise from contingencies, which amends the provisions related to the initial recognition and measurement, subsequent measurement and disclosure of assets and liabilities arising from contingencies in a business combination. The new guidance will carry forward the requirements for acquired contingencies, thereby requiring that such contingencies be recognized at fair value on the acquisition date if fair value can be reasonably estimated during the allocation period. Otherwise, entities would typically account for the acquired contingencies in accordance with the previous guidance on accounting for contingencies. The new guidance applies to business combinations for which the acquisition date was on or after the beginning of the first annual reporting period beginning on or after December 15, 2008. The adoption of this guidance did not have a material impact on the Corporation's results of operations or financial condition. See Note 2 for further information.

Standards Issued But Not Yet Effective

Fair Value

In August 2009, new guidance was issued to provide guidance on measuring the fair value of certain alternative investments. The new guidance provides direction on measuring the fair value of liabilities. The guidance clarifies that the quoted price for an identical liability, when traded as an asset in an active market, is also a Level I measurement for that liability when no adjustment to the quoted price is required. In the absence of a Level I measurement, an entity must use one or more of the following valuation techniques to estimate fair value:

A valuation technique that uses a quoted price:

- Of an identical liability when traded as an asset
- Of a similar liability or of a similar liability when traded as an asset

Another valuation technique (for example a market or income approach), including one of the following:

- A technique based on the amount an entity would pay to transfer the identical liability
- A technique based on the amount an entity would receive to enter into an identical liability

Revenue Arrangements with Multiple Deliverables

In September 2009, new guidance was issued on revenue arrangements with multiple deliverables. The new guidance modifies the requirements for determining whether a deliverable can be treated as a separate unit of accounting by removing the criteria that verifiable and objective evidence of fair value exists for undelivered items, establishes a selling price hierarchy to help entities allocate arrangement consideration to separate units of account, requires the relative selling price allocation method for all arrangements, and expands required disclosures. The new guidance is effective for fiscal years beginning after June 15, 2010. The Corporation is currently assessing the future impact of this new accounting update to its consolidated financial statements.

Certain Revenue Arrangements That Include Software Elements

In September 2009, new guidance was issued on certain revenue arrangements that include software elements. The new guidance amended past guidance on software revenue recognition to exclude from scope all tangible products containing both software and non-software elements that function together to interdependently deliver the product's essential functionality. The new guidance is effective for fiscal years beginning after June 15, 2010. The Corporation is currently assessing the future impact of this new accounting update to its consolidated financial statements.

V. Correction of Immaterial Error Related to Prior Periods

In the third quarter of 2009, the Corporation recorded a pre-tax adjustment of \$3.8 million to increase pension expense on the Curtiss-Wright Pension and Restoration Plans, due to a calculation error made by the external actuary, affecting both the 2008 and 2009 valuations (\$2.0 and \$1.8 million, respectively). This error did not affect the results of operations in any operating segment as pension expense is recorded within the Corporate & Other line as disclosed in Note 18 to the Consolidated Financial Statements.

The Corporation concluded that the impact of this error on the current and prior periods was not material to the Corporation's 2009 or 2008 consolidated balance sheets, statements of earnings, statement of cash flows or footnote disclosures.

2. ACQUISITIONS AND DISPOSITION OF LONG LIVED ASSET

The Corporation acquired five businesses and disposed of one product line in 2009, with three of the acquired businesses described in more detail below. The two remaining acquisitions had an aggregate purchase price of \$5.5 million and were purchased by the Flow Control segment. The disposition of a product line in the Flow Control segment for \$2.5 million was not reported as discontinued operations as the amounts are not considered significant. The Corporation also acquired four businesses and disposed of one business in 2008. Three of the acquired businesses and the disposition are described in more detail below. Four businesses were acquired in 2007, all of which are described in more detail below.

The acquisitions have been accounted for as purchases under the guidance for business combinations, where the excess of the purchase price over the estimated fair value of the net tangible and intangible assets acquired is generally recorded as goodwill. One of the acquisitions resulted in an excess of the fair value of assets acquired over the purchase price, and was accounted for as a bargain purchase under the revised accounting standard for business combinations effective in 2009. The bargain purchase resulted in a gain in the consolidated statement of earnings and was recorded in general and administrative expenses. The Corporation has allocated the purchase price, including the value of identifiable intangibles with a finite life based upon final analysis, including input from third party appraisals. Purchase price allocations will be finalized no later than twelve months from acquisition.

The results of the acquired businesses have been included in the consolidated financial results of the Corporation from the date of acquisition in the segment indicated as follows:

FLOW CONTROL

EST Group, Inc.

On March 5, 2009, the Corporation acquired all the issued and outstanding stock of EST Group, Inc. (“EST”), and certain assets and liabilities from Township Line Realty, L.P. for \$40.0 million in cash. Under the terms of the Stock Purchase Agreement, the Corporation deposited \$4.2 million into escrow as security for potential indemnification claims against the seller. The escrow amount will be held for a period of eighteen months, provided that 50% of the escrow will be released after twelve months subject to amounts held back for pending claims. In addition, a separate escrow of \$0.9 million was established to indemnify the Corporation for a pending product warranty claim outstanding at the time of acquisition. This holdback will be released to either the Corporation or seller upon resolution of the warranty claim. Management funded the purchase from the Corporation’s revolving credit facility.

The purchase price of the acquisition has been allocated to the net tangible and intangible assets acquired with the remainder recorded as goodwill on the basis of estimated fair values, as follows:

	(In thousands)
Accounts receivable	\$ 3,244
Inventory.....	4,208
Property, plant, and equipment	7,325
Other current assets.....	1,109
Intangible assets.....	12,500
Current and non-current liabilities	<u>(2,742)</u>
Net tangible and intangible assets	25,644
Purchase price.....	<u>40,000</u>
Goodwill.....	<u>\$14,356</u>

The Corporation has estimated that the goodwill will be tax deductible and the Corporation will adjust these estimates based upon final analysis including input from third party appraisals.

EST provides engineered products and comprehensive repair services for heat management and cooling systems utilized in the energy and defense markets. EST had 99 employees as of the date of the acquisition and is headquartered in Hatfield, PA with additional locations in Baytown, TX, Baton Rouge, LA, and a sales office in the Netherlands. Revenues of the acquired business were \$19.6 million for the fiscal year ended September 30, 2008.

Nu-Torque

On January 16, 2009, the Corporation acquired certain assets of the Nu-Torque division (“Nu-Torque”) of Tyco Valves & Controls LP. The purchase price of the acquisition was \$5.3 million in cash after giving effect to post-closing customary adjustments as provided for in the Asset Purchase Agreement and the assumption of certain liabilities of Nu-Torque. Management funded the purchase from the Corporation’s revolving credit facility.

The acquisition has been accounted for as a bargain purchase under the guidance for business combinations. The purchase price of the acquisition has been allocated to the net tangible and intangible assets acquired, with the excess of the fair value of assets acquired over the purchase price recorded as a gain. The Corporation has estimated that \$0.8 million of the acquired intangible assets will be tax deductible.

	(In thousands)
Accounts receivable	\$ 853
Inventory.....	4,329
Property, plant, and equipment	161
Other current assets.....	47
Intangible assets	2,900
Current and non-current liabilities	<u>(1,021)</u>
Net tangible and intangible assets	7,269
Purchase price.....	<u>5,332</u>
Gain on Bargain Purchase.....	<u>\$ 1,937</u>

Nu-Torque is a designer and manufacturer of electric and hydraulic valve actuation and control devices primarily for Navy ships. Nu-Torque is located in Redmond, WA and had 37 employees as of the date of the acquisition. Revenues of the acquired business were \$7.9 million for the fiscal year ended September 30, 2008.

Benshaw, Inc.

On July 31, 2007, the Corporation acquired all the issued and outstanding stock of Benshaw, Inc. (“Benshaw”). The purchase price of the acquisition, subject to customary adjustments as provided for in the Stock Purchase Agreement, was for approximately \$102.6 million in cash. Under the terms of the Stock Purchase Agreement, the Corporation deposited \$7.9 million into escrow as security for potential indemnification claims against the seller. Any amount of holdback remaining after the claims for indemnification have been settled, will be paid as follows: (i) an initial release of one-half of the holdback less amounts held in reserve to cover pending claims for indemnification in 12 months after the closing date and (ii) a final release of the remaining balance of the holdback less amounts held in reserve to cover pending claims for indemnification in 18 months after the closing date. A claim has been made against the full escrow balance pending satisfactory resolution of preacquisition tax liabilities of the seller. Some of the preacquisition tax liabilities of the seller have been satisfactorily resolved either for and against seller resulting in the partial release of the escrow to the seller and the Corporation, as the case may be. Claims against the remaining balance of the escrow still exist for potential preacquisition tax liabilities of the seller. Furthermore, the Corporation had deposited an additional \$2.5 million into escrow in consideration for the potential receipt of a material sales order within calendar year 2007. This sales order was not received, and the amount in escrow was returned to the Corporation in 2008 as a reduction of purchase price. Management funded the acquisition from the Corporation’s revolving credit facility.

The purchase price of the acquisition has been allocated to the net tangible and intangible assets acquired, with the remainder recorded as goodwill, on the basis of fair values as of December 31, 2009, as follows:

	(In thousands)
Accounts receivable	\$ 16,055
Inventory.....	13,290
Property, plant, and equipment	7,750
Other current assets.....	439
Intangible assets	36,647
Current and non-current liabilities	<u>(11,859)</u>
Net tangible and intangible assets	62,322
Purchase price, including capitalized acquisition costs	<u>102,698</u>
Goodwill.....	<u>\$ 40,376</u>

The excess of the purchase price over the fair value of the net assets acquired is \$40.4 million at December 31, 2009, including foreign currency translation adjustment losses of \$0.1 million. The Corporation has determined that the goodwill allocated to the U.S. entities of \$39.4 million is tax deductible.

Benshaw designs, develops, and manufactures mission critical motor control and protection product solutions for leading original equipment manufacturers (“OEMs”) and industrial customers. Benshaw provides turnkey motor and machine control and protection solutions for OEM customers. Benshaw is headquartered in

Pittsburgh, Pennsylvania and has nine facilities in the United States and two in Canada. Revenues of the acquired business were \$82.0 million for the year ended December 31, 2006.

Valve Systems and Controls

On June 1, 2007, the Corporation acquired certain assets and certain liabilities of Valve Systems and Controls, L.P. (“VSC”). The purchase price of the acquisition was \$78.0 million in cash after giving effect to customary post-closing adjustments as provided for in the Asset Purchase Agreement, plus the assumption of certain liabilities of VSC. Under the terms of the Asset Purchase Agreement, the Corporation deposited \$3.8 million into escrow as security for potential indemnification claims against the seller. Any amount of holdback remaining after the claims for the indemnification have been settled less amounts held in reserve to cover pending claims for indemnification would be paid in twelve months after the closing date. Since no claims were made, the funds held in escrow were released to the seller. Management funded the purchase from the Corporation’s available cash and revolving credit facility.

The purchase price of the acquisition has been allocated to the net tangible and intangible assets acquired, with the remainder recorded as goodwill, on the basis of fair values. The excess of the purchase price over the fair value of the net assets acquired is \$52.1 million at December 31, 2009. The Corporation has determined that the goodwill is tax deductible.

VSC, is a provider of critical valve, automation, and controls solutions for all facets of flow control operations to the oil and gas market. VSC is headquartered in Houston, Texas, with satellite offices in Baton Rouge, Louisiana and Seoul, South Korea. Incremental revenues of the acquired business were approximately \$40.0 million for the year ended December 31, 2006.

Scientech, LLC

On May 8, 2007, the Corporation acquired certain assets and certain liabilities of Scientech, LLC (“Scientech”). The purchase price of the acquisition was \$61.4 million in cash after giving effect to customary post-closing adjustments as provided for in the Asset Purchase Agreement, the settlement of a post-closing indemnification claim against the seller as discussed below, and the assumption of certain liabilities of Scientech. Under the terms of the Asset Purchase Agreement, the Corporation deposited \$5.8 million into escrow as security for potential indemnification claims against the seller. Any amount of holdback remaining after the claims for indemnification have been settled will be paid as follows: (i) an initial release of one-half of the holdback less amounts held in reserve to cover pending claims for indemnification in 12 months after the closing date and (ii) a final release of the remaining balance of the holdback less amounts held in reserve to cover pending claims for indemnification in 18 months after the closing date. Since no claims were made within the initial 12 month holdback period, one-half of the holdback was released to the seller. However, a claim was made prior to the expiration of the 18 month holdback period against the remaining full amount of the holdback pending satisfactory resolution of such claim with the seller. The claim was satisfactorily resolved with the seller resulting in the payment to the Corporation of \$0.8 million from the escrow. The balance of the escrow funds were released to the seller. Management funded the purchase from the Corporation’s available cash and revolving credit facility.

The purchase price of the acquisition has been allocated to the net tangible and intangible assets acquired, with the remainder recorded as goodwill, on the basis of fair values. The excess of the purchase price over the fair value of the net assets acquired is \$31.1 million at December 31, 2009. The Corporation has determined that \$30.9 million of the goodwill will be tax deductible.

Scientech is a global provider of commercial nuclear power instrumentation, electrical components, specialty hardware, process control systems, and proprietary database solutions which are aimed at improving safety and plant performance, efficiency, reliability, and reducing costs. Scientech is headquartered in Idaho Falls, Idaho, and has multiple facilities throughout the United States. Revenues of the acquired business were \$45.7 million for the year ended December 31, 2006.

MOTION CONTROL

Skyquest Systems Limited

On December 18, 2009, the Corporation acquired all of the issued and outstanding capital stock of Skyquest Systems Limited (“SSL” or “Skyquest”). The purchase price of the acquisition, subject to customary adjustments provided for in the Stock Purchase Agreement, was £10.0 million (\$16.1 million) in cash at closing and the assumption of certain liabilities. In addition, the Stock Purchase Agreement provides for additional consideration to the selling shareholders contingent upon SSL exceeding certain sales targets over a two-year period. Based on the estimated amount of sales over the two year measurement period, the Corporation recorded a liability of the estimated fair value of the contingent consideration in the amount of \$2.9 million, classified as a level 3 liability in the fair value hierarchy. Under the terms of the Stock Purchase Agreement, the Corporation deposited £1.5 million (\$2.4 million) into escrow as security for potential indemnification claims against the seller. Any amount of holdback remaining after the claims for indemnification have been settled will be paid as follows: (i) an initial release of one-third of the holdback less amounts held in reserve to cover pending claims for indemnification in 12 months after the closing date and (ii) a final release of the remaining balance of the holdback less amounts held in reserve to cover pending claims for indemnification in 24 months after the closing date. Management funded the acquisition from the Corporation’s available cash.

The purchase price of the acquisition has been allocated to the net tangible and intangible assets acquired with the remainder recorded as goodwill on the basis of estimated fair values, as follows:

	(US dollars in thousands)
Accounts receivable.....	\$ 1,635
Inventory.....	1,448
Property, plant, and equipment	189
Other current assets.....	52
Intangible assets	7,748
Current Liabilities	(1,519)
Deferred Income Taxes	(2,270)
Contingent consideration	<u>(2,925)</u>
Net tangible and intangible assets	4,358
Purchase price.....	<u>16,142</u>
Goodwill.....	<u>\$11,784</u>

Skyquest is a supplier of aircraft video displays, recorders, and video/radar converters for surveillance aircraft applications in the aerospace and defense markets. Skyquest’s display and recorder technology supports demanding airborne surveillance missions with proven reliability in harsh environments. Key products include the Video Management System (“VMS”), which provides fully integrated systems that enable observers and pilots to independently select, view, and record images simply and with maximum fidelity. The Corporation also develops lightweight, airworthy standard and High Definition (“HD”) video recorders for airborne surveillance.

Located in Basildon, United Kingdom, SSL was formed from two businesses, Skyquest Ltd. and Real-Time Vision Ltd., founded in 1996 and 1998, respectively. SSL is a part of the Corporation’s Motion Control segment within the Embedded Computing division. Revenues of the acquired business were £5.0 million (\$8.0 million) for the year ended December 31, 2009.

VMETRO ASA

On October 15, 2008, the Corporation completed a voluntary cash tender offer for all of the issued and outstanding capital stock of VMETRO ASA (“VMETRO”) at Norwegian Kroner (“NOK”) 12.06 per share. The purchase price of the acquisition was NOK 292.3 million (\$46.3 million) in cash and the assumption of NOK 148 million (\$23.5 million) of net debt. Management funded the acquisition from the Corporation’s revolving credit facility. VMETRO is part of the Corporation’s Motion Control segment within the Embedded Computing division. Revenues of the purchased business were 307 million NOK (\$52.5 million) for the period ended December 31, 2007.

The purchase price of the acquisition has been allocated to the net tangible and intangible assets acquired, with the remainder recorded as goodwill, on the basis of estimated fair values. The excess of the purchase price over the fair value of the net assets acquired is NOK 297 million (\$51.5 million) at December 31, 2009. The goodwill is not deductible for tax purposes.

As part of the acquired liabilities of VMETRO, the Corporation established a \$7.6 million restructuring accrual as of the acquisition date for costs to exit the activities of certain facilities, including lease cancellation costs and external legal and consulting fees, as well as severance and relocation costs for certain employees of the acquired business. The major activities of these closed facilities will be integrated into other existing embedded computing facilities. Employees identified for involuntary termination consist of engineers, sales personnel, and administrative and executive staff. The exit activities are scheduled to be completed by the first quarter of 2010. See Note 10 for further financial information regarding this restructuring accrual.

VMETRO is a supplier of commercial off-the-shelf (“COTS”) board and system-level embedded computing products for applications in aerospace, defense, industrial, communication, and medical markets. Key products provide real-time computing capabilities, high-density radar processing, data recording, and network storage systems. Application of these products as components or subsystems enables improved response time and critical protection in server and storage appliances, utility mapping, and ground penetrating radar.

VMETRO operates globally with its headquarters and principal engineering located in Oslo, Norway. Additional sales, engineering, and distribution networks are established in Germany, France, the United States, and the United Kingdom.

Mechetronics Holdings Limited

On October 1, 2008, the Corporation acquired all of the issued and outstanding capital stock of Mechetronics Holding Ltd. and all subsidiaries (“Mechetronics”). The purchase price of the acquisition, subject to customary adjustments provided for in the Stock Purchase Agreement, was £1.3 million (\$2.3 million) in cash and the assumption of certain liabilities. Under the terms of the Stock Purchase Agreement, the Corporation deposited £0.2 million (\$0.4 million) into escrow as security for potential indemnification claims against the seller. Any amount of the holdback remaining after the claims for the indemnification have been settled less amounts held in reserve to cover pending claims for indemnification will be paid 14 months after the closing date. Since no claims were made, the funds held in escrow were released to the seller. Management funded the acquisition from the Corporation’s available cash. The business is a part of the Corporation’s Motion Control segment within the Integrated Sensing division. Revenues of the purchased business were approximately £5.0 million (\$10.0 million) for the period ended July 31, 2008.

The purchase price of the acquisition has been allocated to the net tangible and intangible assets acquired, with the remainder recorded as goodwill, on the basis of estimated fair values. The excess of the purchase price over the fair value of the net assets acquired is £2.2 million (\$3.5 million) at December 31, 2009. The goodwill is not deductible for tax purposes.

Mechetronics is a global supplier of solenoids and solenoid valves to OEMs. A solenoid is an electromagnetic actuator used as a mechanical switch or integrated with a valve to provide control in pneumatic or hydraulic systems. The Mechetronics products are used in a variety of applications including business machines, switchgear and vehicle braking systems.

Mechetronics is a solenoid supplier in the United Kingdom. Operations are headquartered in a 27,000 square-foot facility in Bishop Auckland, United Kingdom, and include a new production facility opened in Zhuhai, China in 2007.

Curtiss-Wright Accessory Services

On May 9, 2008, the Corporation sold its third-party commercial aerospace repair and overhaul business located in Miami, Florida for \$8.0 million. The determination was made to divest the business because third-party repair work was not considered a core business of the Corporation. This business was part of the Motion Control segment and contributed \$18.5 million in sales and \$1.8 million in pretax income for the year ended December 31, 2007. On the date of sale, the business had assets of \$8.7 million and liabilities of \$1.1 million, which combined with transaction costs of \$0.7 million, resulted in a \$0.3 million loss, which is classified as a

reduction of Other Income, net on the Consolidated Statements of Earnings. The Corporation did not report the disposal as discontinued operations as the amounts are not considered significant. On March 31, 2008, the Corporation performed a goodwill impairment test of the portion of the reporting unit that was retained and concluded that no impairment charges were required.

IMC Magnetics Corporation

On September 1, 2007, the Corporation acquired all the issued and outstanding stock of IMC Magnetics Corporation ("IMC"). The purchase price of the acquisition, subject to customary adjustments as provided for in the Stock Purchase Agreement, was for approximately \$37.5 million in cash. Under the terms of the Stock Purchase Agreement, the Corporation deposited \$3.8 million into escrow as security for potential indemnification claims against the seller. Any amount of holdback remaining after the claims for indemnification have been settled will be paid as follows: (i) an initial release of \$0.5 million less amounts held in reserve to cover pending claims for indemnification in 12 months after the closing date and (ii) a final release of the remaining balance of the holdback less amounts held in reserve to cover pending claims for indemnification in 24 months after the closing date. However, a claim has been made prior to the expiration of the 24 month holdback period against the remaining full amount of the holdback pending satisfactory resolution of such claim with the seller. The claim was satisfactorily resolved with the seller resulting in the release of the full amount of the escrow funds to the seller. Management funded the acquisition from the Corporation's revolving credit facility.

The purchase price of the acquisition has been allocated to the net tangible and intangible assets acquired, with the remainder recorded as goodwill, on the basis of fair values. The excess of the purchase price over the fair value of the net assets acquired is \$17.6 million at December 31, 2009. The goodwill is not deductible for tax purposes.

IMC produces solenoids, fans, motors, and specialized products for numerous aerospace, commercial, and industrial applications. IMC's products are used by leading OEMs in a variety of applications such as fuel control systems, engine bleed, landing gear, wheel brake systems, and aircraft hydraulic directional controls. IMC is headquartered in Tempe, Arizona, and has a production facility in Nogales, Mexico. Revenues of the acquired business were \$14.4 million for the year ended December 31, 2006.

METAL TREATMENT

Parylene Coating Services

On September 4, 2008, the Corporation acquired certain assets and certain liabilities of Parylene Coating Services, Inc. ("PCS"). The purchase price of the acquisition was \$7.6 million after giving effect to customary post-closing adjustments as provided for in the Asset Purchase Agreement ("APA") and the assumption of certain liabilities of PCS. Under the terms of the APA, the Corporation held back 10% of the sale price as security for potential indemnification claims against the seller. Any amount of the holdback remaining after the claims for the indemnification have been settled less amounts held in reserve to cover pending claims for indemnification will be paid in eighteen months after the closing date. Management funded the purchase from the Corporation's revolving credit facility.

The purchase price of the acquisition has been allocated to the net tangible and intangible assets acquired with the remainder recorded as goodwill on the basis of fair values. The excess of the purchase price over the fair value of the net assets acquired is \$5.0 million at December 31, 2008. The Corporation has determined that the goodwill is tax deductible.

PCS applies parylene coatings primarily for the medical device industry. PCS applies parylene coatings to medical devices, including coronary artery stents, rubber/silicone seals, and wire forming mandrels used in the manufacture of catheters. The conformal coating provides lubricity; resistance to solvents, radiation, and bacteria; and is also biocompatible. In addition to medical applications, parylene coatings are uniquely suited for use in niche electronic, oil and gas, and general industrial applications. PCS is headquartered and operates one facility in Katy, Texas. Revenues of the acquired business were \$2.6 million for the year ended December 31, 2007.

3. RECEIVABLES

Receivables include current notes, amounts billed to customers, claims, other receivables, and unbilled revenue on long-term contracts, consisting of amounts recognized as sales but not billed. Substantially all amounts of unbilled receivables are expected to be billed and collected in the subsequent year.

Credit risk is generally diversified due to the large number of entities comprising the Corporation's customer base and their geographic dispersion. The Corporation is either a prime contractor or subcontractor to various agencies of the U.S. Government. Revenues derived directly and indirectly from government sources (primarily the U.S. Government) were 42%, 36%, and 38% of consolidated revenues in 2009, 2008, and 2007, respectively. Accounts receivable due directly or indirectly from these government sources represented 34% of net receivables for both December 31, 2009 and 2008. No single customer accounted for more than 10% of the Corporation's net receivables as of December 31, 2009 and 2008.

The Corporation performs ongoing credit evaluations of its customers and establishes appropriate allowances for doubtful accounts based upon factors surrounding the credit risk of specific customers, historical trends, and other information. The composition of receivables is as follows:

	<u>December 31,</u>	
	<u>2009</u>	<u>2008</u>
	(In thousands)	
Billed receivables:		
Trade and other receivables	\$264,191	\$286,123
Less: Allowance for doubtful accounts	<u>(3,997)</u>	<u>(4,824)</u>
Net billed receivables.....	<u>260,194</u>	<u>281,299</u>
Unbilled receivables:		
Recoverable costs and estimated earnings not billed	163,115	135,511
Less: Progress payments applied	<u>(18,770)</u>	<u>(21,151)</u>
Net unbilled receivables	<u>144,345</u>	<u>114,360</u>
Receivables, net.....	<u>\$404,539</u>	<u>\$395,659</u>

The net receivable balance at December 31, 2009, included \$7.1 million related to the Corporation's 2009 acquisitions.

4. INVENTORIES

Inventoried costs contain amounts relating to long-term contracts and programs with long production cycles, a portion of which will not be realized within one year. Inventories are valued at the lower of cost (principally average cost) or market. The composition of inventories is as follows:

	<u>December 31,</u>	
	<u>2009</u>	<u>2008</u>
	(In thousands)	
Raw material.....	\$131,108	\$126,799
Work-in-process.....	67,351	63,195
Finished goods and component parts	84,674	82,652
Inventoried costs related to U.S. Government and other long-term contracts	<u>53,597</u>	<u>60,721</u>
Gross inventories.....	<u>336,730</u>	<u>333,367</u>
Less: Inventory reserves.....	<u>(39,739)</u>	<u>(34,283)</u>
Progress payments applied, principally related to long-term contracts.....	<u>(11,383)</u>	<u>(17,576)</u>
Inventories, net.....	<u>\$285,608</u>	<u>\$281,508</u>

The net inventory balance at December 31, 2009 included \$7.3 million related to the Corporation's 2009 acquisitions.

5. PROPERTY, PLANT, AND EQUIPMENT

The composition of property, plant, and equipment is as follows:

	<u>December 31,</u>	
	<u>2009</u>	<u>2008</u>
	(In thousands)	
Land	\$ 20,970	\$ 19,620
Buildings and improvements.....	170,468	127,595
Machinery, equipment, and other	<u>574,541</u>	<u>533,800</u>
Property, plant, and equipment, at cost.....	765,979	681,015
Less: Accumulated depreciation.....	<u>(364,830)</u>	<u>(316,983)</u>
Property, plant, and equipment, net	<u>\$ 401,149</u>	<u>\$ 364,032</u>

Depreciation expense for the years ended December 31, 2009, 2008, and 2007 was \$50.1 million, \$47.2 million, and \$43.5 million, respectively.

6. GOODWILL

Goodwill consists primarily of the excess purchase price of acquisitions over the fair value of the net assets acquired.

The changes in the carrying amount of goodwill for 2009 and 2008 are as follows:

	<u>Flow</u>	<u>Motion</u>	<u>Metal</u>	<u>Consolidated</u>
	<u>Control</u>	<u>Control</u>	<u>Treatment</u>	
	(In thousands)			
December 31, 2007.....	\$294,831	\$251,184	\$24,404	\$570,419
Goodwill from 2008 acquisitions	—	58,586	5,061	63,647
Change in estimate to fair value of net assets acquired in prior years	580	343	—	923
Additional consideration of prior years' acquisitions, net of disposition	517	(1,090)	—	(573)
Foreign currency translation adjustment.....	<u>(10,336)</u>	<u>(14,187)</u>	<u>(995)</u>	<u>(25,518)</u>
December 31, 2008.....	<u>\$285,592</u>	<u>\$294,836</u>	<u>\$28,470</u>	<u>\$608,898</u>
Goodwill from 2009 acquisitions	\$ 15,612	\$ 11,782	\$ —	\$ 27,394
Change in estimate to fair value of net assets acquired in prior years	(37)	(3,662)	—	(3,699)
Additional consideration of prior years' acquisitions, net of disposition	544	619	3	1,166
Foreign currency translation adjustment.....	<u>6,340</u>	<u>7,971</u>	<u>382</u>	<u>14,693</u>
December 31, 2009.....	<u>\$308,051</u>	<u>\$311,546</u>	<u>\$28,855</u>	<u>\$648,452</u>

During 2009, the Corporation finalized the allocation of the purchase price for all businesses acquired prior to 2009. Approximately \$14.4 million and \$5.0 million of the goodwill on acquisitions made during 2009 and 2008, respectively, is deductible for tax purposes.

The Corporation completed its annual goodwill impairment testing as of October 31, 2009, 2008, and 2007 and concluded that no impairment charges were required as of those dates.

7. OTHER INTANGIBLE ASSETS, NET

Intangible assets are generally the result of acquisitions and consist primarily of purchased technology, customer related intangibles, and trademarks. Intangible assets are amortized over useful lives that range between 1 and 20 years.

The following table summarizes the intangible assets acquired (including their weighted-average useful lives) by the Corporation during 2009 and 2008. No indefinite lived intangible assets were purchased in 2009 or 2008.

	2009		2008	
	Amount	Years	Amount	Years
	(In thousands, except years data)			
Technology	\$10,675	9.3	\$ 7,608	11.3
Customer related intangibles	16,427	13.1	20,116	10.1
Other intangible assets	<u>1,586</u>	<u>7.0</u>	<u>3,398</u>	<u>9.1</u>
Total	<u>\$28,688</u>	<u>11.3</u>	<u>\$31,122</u>	<u>10.3</u>

The following tables present the cumulative composition of the Corporation's acquired intangible assets as of December 31:

2009	Gross	Accumulated Amortization (In thousands)	Net
Technology	\$135,879	\$ (44,051)	\$ 91,828
Customer related intangibles	174,884	(54,614)	120,270
Other intangible assets	<u>38,887</u>	<u>(8,479)</u>	<u>30,408</u>
Total	<u>\$349,650</u>	<u>\$(107,144)</u>	<u>\$242,506</u>

2008	Gross	Accumulated Amortization (In thousands)	Net
Technology	\$121,948	\$(33,867)	\$ 88,081
Customer related intangibles	153,113	(38,440)	114,673
Other intangible assets	<u>37,965</u>	<u>(6,123)</u>	<u>31,842</u>
Total	<u>\$313,026</u>	<u>\$(78,430)</u>	<u>\$234,596</u>

The following table presents the changes in the net balance of other intangible assets during 2009:

	Technology	Customer Related Intangibles	Other Intangible Assets	Total
	(In thousands)			
December 31, 2008	\$88,081	\$114,673	\$31,842	\$234,596
Acquired during 2009	10,675	16,427	1,586	28,688
Change in estimate of fair value related to purchase price allocation	(303)	322	(140)	(121)
Amortization expense	(8,856)	(14,455)	(3,089)	(26,400)
Net foreign currency translation adjustment	<u>2,231</u>	<u>3,303</u>	<u>209</u>	<u>5,743</u>
Total	<u>\$91,828</u>	<u>\$120,270</u>	<u>\$30,408</u>	<u>\$242,506</u>

Included in other intangible assets at December 31, 2009 and 2008, are \$9.9 million of intangible assets not subject to amortization. The Corporation completed its annual test of impairment of indefinite lived intangible assets during the fourth quarter of 2009, 2008, and 2007, and concluded there was no impairment of value.

Amortization expense for the years ended December 31, 2009, 2008, and 2007 was \$26.4 million, \$27.0 million, and \$19.2 million, respectively. The estimated future amortization expense of purchased intangible assets is as follows:

	(In thousands)
2010	\$23,575
2011	22,190
2012	20,898
2013	19,584
2014	18,391

8. FAIR VALUE OF FINANCIAL INSTRUMENTS

U.S. Generally Accepted Accounting Principles (“U.S. GAAP”) require certain disclosures regarding the fair value of financial instruments. Due to the short maturities of cash and cash equivalents, accounts receivable, accounts payable, and accrued expenses, the net book value of these financial instruments is deemed to approximate fair value.

Forward Foreign Exchange and Currency Option Contracts

The Corporation uses financial instruments, such as forward foreign exchange and currency option contracts, to hedge a portion of existing and anticipated foreign currency denominated transactions. The purpose of the Corporation’s foreign currency risk management program is to reduce volatility in earnings caused by exchange rate fluctuations. Guidance on accounting for derivative instruments and hedging activities requires companies to recognize all of the derivative financial instruments as either assets or liabilities at fair value in the Consolidated Balance Sheets based upon quoted market prices for comparable instruments. In accordance with this guidance, the Corporation does not elect to receive hedge accounting treatment and thus records forward foreign exchange and currency option contracts at fair value, with the gain or loss on these transactions recorded into earnings in the period in which they occur. The Corporation does not use derivative financial instruments for trading or speculative purposes.

The net fair value of these instruments is \$(0.3) million at December 31, 2009. These instruments are classified as other current liabilities and other current assets. The Corporation utilizes the bid ask pricing that is common in the dealer markets. The dealers are ready to transact at these prices which use the mid-market pricing convention and are considered to be at fair market value. Based upon the fair value hierarchy, all of the foreign exchange derivative forwards are valued at a Level 2. See tables below for information on the location and amounts of derivative fair values in the Consolidated Balance Sheets and derivative gains and losses in the Consolidated Statements of Earnings.

Fair Values of Derivative Instruments				
(In thousands)				
Asset Derivatives			Liability Derivatives	
December 31, 2009			December 31, 2009	
Balance Sheet		Balance Sheet		
Location	Fair Value	Location	Fair Value	
Foreign exchange contracts:				
Transactional.....	Other Current Assets	\$—	Other Current Liabilities	\$342
Forecasted.....	Other Current Assets	41	Other Current Liabilities	—
Total.....		<u>\$41</u>		<u>\$342</u>
Derivatives Not Designated as Hedging Instruments		Location of Gain (Loss) Recognized in Income on Derivatives		Amount of Gain (Loss) Recognized in Income on Derivatives
				Twelve Months Ended December 31, 2009
				(In thousands)
Foreign exchange contracts:				
Transactional.....	General and Administrative Expenses			\$ 649
Forecasted.....	General and Administrative Expenses			1,377
Total.....				<u>\$2,026</u>

Debt

The estimated fair value amounts were determined by the Corporation using available market information which is primarily based on quoted market prices for the same or similar issues as of December 31, 2009. The estimated fair values of the Corporation’s fixed rate debt instruments at December 31, 2009 aggregated \$362.0 million compared to a carrying value of \$350.6 million. The carrying amount of the variable interest rate debt approximates fair value because the interest rates are reset periodically to reflect current market conditions.

The fair values described above may not be indicative of net realizable value or reflective of future fair values. Furthermore, the use of different methodologies to determine the fair value of certain financial instruments could result in a different estimate of fair value at the reporting date.

9. ACCRUED EXPENSES AND OTHER CURRENT LIABILITIES

Accrued expenses consist of the following:

	December 31,	
	2009	2008
	(In thousands)	
Accrued compensation	\$60,188	\$ 68,915
Accrued commissions	6,901	7,883
Accrued interest	4,339	5,405
Accrued taxes other than income taxes	1,935	5,318
Accrued insurance	5,312	4,413
Other	12,180	12,039
Total accrued expenses	<u>\$90,855</u>	<u>\$103,973</u>

Other current liabilities consist of the following:

	December 31,	
	2009	2008
	(In thousands)	
Warranty reserves	\$13,479	\$10,775
Litigation reserves	11,505	9,783
Additional amounts due to sellers on acquisitions	11,817	9,536
Restructuring accrual	2,807	6,146
Reserves on loss contracts	1,731	4,205
Current deferred tax liability	2,740	3,087
Current portion of pension and other postretirement liabilities	2,375	2,878
Loss on forward foreign currency contracts	342	2,434
Current portion of environmental reserves	2,087	1,805
Other	1,825	5,893
Total other current liabilities	<u>\$50,708</u>	<u>\$56,542</u>

The accrued expenses and other current liabilities at December 31, 2009 included \$2.2 million and \$4.1 million respectively, related to the Corporation's 2009 acquisitions.

The Corporation provides its customers with warranties on certain commercial and governmental products. Estimated warranty costs are charged to expense in the period the related revenue is recognized based on the terms of the product warranty, the related estimated costs, and quantitative historical claims experience. These estimates are adjusted in the period in which actual results are finalized or additional information is obtained. The following table presents the changes in the Corporation's warranty reserves:

	2009	2008
	(In thousands)	
Warranty reserves at January 1,	\$10,775	\$10,774
Provision for current year sales	7,536	7,384
Current year claims	(4,012)	(4,691)
Change in estimates to pre-existing warranties	(1,942)	(2,059)
Increase due to acquisitions	648	97
Foreign currency translation adjustment	474	(730)
Warranty reserves at December 31,	<u>\$13,479</u>	<u>\$10,775</u>

10. FACILITIES RELOCATION AND RESTRUCTURING

In connection with the acquisitions of VMETRO and Mechatronics in 2008, the Corporation established a restructuring accrual of \$7.6 million in accordance with guidance on the recognition of liabilities in connection with a purchase business combination. These acquisitions are consolidated into the Motion Control segment. The accrual was established in the fourth quarter of 2008 for \$7.1 million, while the remaining balance was recorded in 2009 for \$0.5 million based upon further analysis of the restructuring activities. The restructuring accrual consists of costs to exit the activities of certain facilities, including lease cancellation costs and external legal and consulting fees, as well as costs to relocate or involuntarily terminate certain employees of the acquired business. As of December 31, 2009, the Corporation has not completed its activities associated with the restructuring and has estimated the costs noted above. The remaining costs are \$1.7 million as of December 31, 2009. These costs are subject to adjustment upon completion of the activities, and will be accounted for as an adjustment to the purchase price of the acquisition. The Corporation intends to complete the majority of these activities in the first quarter of 2010.

In the first quarter of 2009, the Corporation committed to a plan to consolidate existing operations through reductions in force and consolidation of operating locations both domestically and internationally. This plan will impact the Flow Control, Motion Control, and Metal Treatment segments. The decision was based on a review of various cost saving programs undertaken in connection with the development of the Corporation's budget and operating plan for the current year. The Corporation incurred business consolidation costs in 2009 of \$5.6 million, consisting of severance costs to involuntarily terminate certain employees, relocation costs, exit activities of certain facilities, including lease cancellation costs and external legal and consulting fees. These costs were recorded in the Consolidated Statement of Earnings with the majority of the costs affecting the cost of sales, general and administrative expenses, selling, and research and development costs for \$2.2 million, \$2.8 million, \$0.5 million, and \$0.1 million, respectively. The liability is classified in other current liabilities. During the later part of 2009, in connection with the finalization of the Corporation's budget for 2010, additional consolidation opportunities were identified across all segments. As such, the Corporation has not completed its plans associated with the restructuring and expects to complete the majority of these activities by the fourth quarter of 2010.

A summary by segment of the components of facilities relocation and corporate restructuring charges for acquisitions and ongoing operations and an analysis of related activity in the accrual as of December 31, 2009 is as follows:

	<u>Severance and Benefits</u>	<u>Facility Closing Costs</u>	<u>Relocation Costs</u>	<u>Total</u>
	(In thousands)			
<u>Flow Control</u>				
December 31, 2008	\$ —	\$ —	\$ —	\$ —
Provisions	909	100	656	1,665
Payments	(852)	(100)	(656)	(1,608)
Net currency translation adjustment	—	—	—	—
December 31, 2009	<u>\$ 57</u>	<u>\$ —</u>	<u>\$ —</u>	<u>\$ 57</u>
Total expected and incurred to date	<u>\$ 2,095</u>	<u>\$ 292</u>	<u>\$ 958</u>	<u>\$ 3,345</u>
<u>Motion Control</u>				
December 31, 2008	\$ 3,616	\$1,902	\$ 628	\$ 6,146
Provisions	3,492	90	50	3,632
Payments	(5,497)	(934)	(553)	(6,984)
Net currency translation adjustment	(66)	22	—	(44)
December 31, 2009	<u>\$ 1,545</u>	<u>\$1,080</u>	<u>\$ 125</u>	<u>\$ 2,750</u>
Total expected and incurred to date	<u>\$ 8,115</u>	<u>\$2,228</u>	<u>\$ 828</u>	<u>\$11,171</u>

	<u>Severance and Benefits</u>	<u>Facility Closing Costs</u>	<u>Relocation Costs</u>	<u>Total</u>
<u>Metal Treatment</u>				
December 31, 2008.....	\$ —	\$ —	\$ —	\$ —
Provisions.....	282	524	—	806
Payments.....	(282)	(524)	—	(806)
Net currency translation adjustment.....	—	—	—	—
December 31, 2009.....	<u>\$ —</u>	<u>\$ —</u>	<u>\$ —</u>	<u>\$ —</u>
Total expected and incurred to date.....	<u>\$ 282</u>	<u>\$ 524</u>	<u>\$ —</u>	<u>\$ 806</u>
<u>Total Curtiss-Wright</u>				
December 31, 2008.....	\$ 3,616	\$ 1,902	\$ 628	\$ 6,146
Provisions.....	4,683	714	706	6,103
Payments.....	(6,631)	(1,558)	(1,209)	(9,398)
Net currency translation adjustment.....	(66)	22	—	(44)
December 31, 2009.....	<u>\$ 1,602</u>	<u>\$ 1,080</u>	<u>\$ 125</u>	<u>\$ 2,807</u>
Total expected and incurred to date.....	<u>\$10,492</u>	<u>\$ 3,044</u>	<u>\$ 1,786</u>	<u>\$15,322</u>
Total expected and incurred to date through goodwill.....	<u>\$ 5,526</u>	<u>\$ 2,424</u>	<u>\$ 628</u>	<u>\$ 8,578</u>

11. INCOME TAXES

Earnings before income taxes for the years ended December 31 consist of:

	<u>2009</u>	<u>2008</u>	<u>2007</u>
	(In thousands)		
Domestic.....	\$ 94,695	\$ 71,976	\$ 89,422
Foreign.....	<u>50,564</u>	<u>97,126</u>	<u>64,749</u>
	<u>145,259</u>	<u>169,102</u>	<u>154,171</u>

The provision for income taxes for the years ended December 31 consists of:

	<u>2009</u>	<u>2008</u>	<u>2007</u>
	(In thousands)		
Current:			
Federal.....	\$33,046	\$28,644	\$35,177
State.....	6,486	8,906	3,602
Foreign.....	<u>16,974</u>	<u>28,532</u>	<u>19,208</u>
	<u>56,506</u>	<u>66,082</u>	<u>57,987</u>
Deferred:			
Federal.....	(4,324)	(5,410)	(4,109)
State.....	1,600	(1,704)	337
Foreign.....	<u>(3,799)</u>	<u>388</u>	<u>(4,372)</u>
	<u>(6,523)</u>	<u>(6,726)</u>	<u>(8,144)</u>
Valuation allowance.....	<u>55</u>	<u>356</u>	<u>—</u>
Provision for income taxes.....	<u>\$50,038</u>	<u>\$59,712</u>	<u>\$49,843</u>

The effective tax rate varies from the U.S. federal statutory tax rate for the years ended December 31, principally:

	<u>2009</u>	<u>2008</u>	<u>2007</u>
U.S. federal statutory tax rate	35.0%	35.0%	35.0%
Add (deduct):			
State and local taxes, net of federal benefit	2.7	2.6	1.8
Rate changes	0.4	0.1	(2.1)
R&D tax credits	(1.7)	(1.2)	(1.9)
Foreign rate differential	(0.8)	(1.3)	0.2
All other, net	<u>(1.2)</u>	<u>0.1</u>	<u>(0.7)</u>
Effective tax rate	<u>34.4%</u>	<u>35.3%</u>	<u>32.3%</u>

The 2009 effective tax rate included a tax benefit of \$1.4 million principally due to a Canadian tax rate change which was offset by \$2.0 million increase in state tax expense, net of federal benefit, principally as a result of a reduction in state rates thereby reducing the state deferred tax assets. The 2009 effective tax rate was also favorably impacted by an increase in research and development tax credits from the Canadian and U.K. operations. During 2009, the valuation allowance increased principally due to foreign translation of \$0.6 million. During 2008, a valuation allowance of \$5.0 million was established through purchase accounting. An additional valuation allowance of \$0.4 million was established through income tax provision. The 2007 effective tax rate included tax benefits of \$4.1 million, including \$3.2 million related to the tax law changes in Canada, the United Kingdom, and Germany and research and development credits from the U.K. operations of \$0.9 million.

The components of the Corporation's deferred tax assets and liabilities at December 31 are as follows:

	<u>2009</u>	<u>2008</u>
	(In thousands)	
Deferred tax assets:		
Environmental reserves	\$ 7,961	\$ 8,970
Inventories	15,206	10,834
Postretirement/postemployment benefits	15,751	16,310
Incentive compensation	4,639	5,188
Accrued vacation pay	4,892	4,781
Warranty reserve	3,632	3,285
Legal reserves	3,764	3,668
Share-based payments	7,826	4,648
Retirement plans	40,177	40,675
Net operating loss	5,405	2,168
Deferred revenue	9,135	988
Other	<u>8,857</u>	<u>14,545</u>
Total deferred tax assets	<u>127,245</u>	<u>116,060</u>
Deferred tax liabilities:		
Depreciation	31,195	19,936
Goodwill amortization	32,532	25,337
Other intangible amortization	31,192	31,970
Other	<u>3,920</u>	<u>2,937</u>
Total deferred tax liabilities	<u>98,839</u>	<u>80,180</u>
Valuation allowance	<u>5,924</u>	<u>5,375</u>
Net deferred tax assets	<u>\$ 22,482</u>	<u>\$ 30,505</u>

Deferred tax assets and liabilities are reflected on the Corporation's consolidated balance sheet at December 31 as follows:

	<u>2009</u>	<u>2008</u>
	(In thousands)	
Net current deferred tax assets	\$48,777	\$37,314
Net current deferred tax liabilities	2,740	3,087
Net noncurrent deferred tax assets	1,994	23,128
Net noncurrent deferred tax liabilities.....	<u>25,549</u>	<u>26,850</u>
Net deferred tax assets (liabilities).....	<u>\$22,482</u>	<u>\$30,505</u>

The Corporation has income tax net operating loss carryforwards related to international operations of approximately \$18.9 million of which \$16.9 million have an indefinite life and \$2.0 million expire through 2018. The Corporation has state income tax net operating loss carryforwards of approximately \$0.1 million which expire through 2023. The Corporation has recorded a deferred tax asset of \$5.4 million reflecting the benefit of the loss carryforwards.

Management assesses the available positive and negative evidence to estimate if sufficient future taxable income will be generated to utilize the existing deferred tax assets. A significant piece of objective negative evidence evaluated was the cumulative loss incurred over the three year period ended December 31, 2009 in one of the Corporation's foreign locations. Such objective evidence limits the ability to consider other subjective evidence such as projections for future growth. Based on this evaluation, as of December 31, 2009, a valuation allowance of \$5.9 million has been recorded, principally due to net operating losses, in order to measure only the portion of the deferred tax asset that more likely than not will be realized. The amount of the deferred tax asset considered realizable, however, could be adjusted if estimates of future taxable income during the carryforward period are reduced or if objective negative evidence in the form of cumulative losses is no longer present and additional weight may be given to subjective evidence such as projections for growth.

Income tax payments of \$69.5 million were made in 2009, \$65.3 million in 2008, and \$62.1 million in 2007.

No provision has been made for U.S. federal or foreign taxes on that portion of certain foreign subsidiaries' undistributed earnings considered to be permanently reinvested, which at December 31, 2009 was \$143.8 million. It is not practicable to estimate the amount of tax that would be payable if these amounts were repatriated to the United States; however, it is expected there would be minimal or no additional tax because of the availability of foreign tax credits.

As of December 31, 2009, \$0.3 million of the \$3.4 million liability for unrecognized tax benefits relate to tax positions of an acquired entity taken prior to their acquisition by the Corporation. Changes in acquired tax assets and liabilities will affect the income tax expense in the period of reversal. If recognized, the amount of potential tax benefits net of federal benefit that would impact the Corporation's effective tax rate is \$2.3 million.

Interest costs related to unrecognized tax benefits are classified as a component of "Interest expense, net" in the accompanying consolidated statements of operations. Penalties are recognized as a component of "Selling, general and administrative expenses." The Corporation recognized interest (income)/expense of (\$0.2) million and \$0.2 million for the years ended December 31, 2009 and 2008, respectively and \$0.1 million of penalties related to unrecognized tax benefits for the year ended December 31, 2009. The Corporation has recognized a liability for interest of \$0.5 million and penalties \$0.3 million as of December 31, 2009. As of December 31, 2008, the Corporation has recognized liability for interest \$0.7 million and penalties \$0.2 million.

A reconciliation of the beginning and ending amount of unrecognized tax benefits is as follows:

	<u>2009</u>	<u>2008</u>	<u>2007</u>
	(In thousands)		
Balance at January 1,	\$ 4,445	\$4,502	\$3,261
Additions based on tax positions taken during a prior period	53	595	802
Additions based on tax positions taken during the current period	369	358	581
Reductions related to settlement of tax matters	(424)	(347)	(10)
Reductions related to a lapse of applicable statute of limitations	(1,100)	(398)	(349)
Foreign currency translation	31	(265)	217
Balance at December 31,	<u>\$ 3,374</u>	<u>\$4,445</u>	<u>\$4,502</u>

In many cases the Corporation's uncertain tax positions are related to tax years that remain subject to examination by tax authorities. The following describes the open tax years, by major tax jurisdiction, as of December 31, 2009:

United States.....	1998—present
Germany.....	2006—present
Canada	2005—present

The Corporation does not expect any significant changes to the estimated amount of liability associated with its uncertain tax positions through the next twelve months. Unrecognized tax benefits, if recognized, would affect the effective tax rate.

12. DEBT

Debt consists of the following:

	<u>December 31,</u>	
	<u>2009</u>	<u>2008</u>
	(In thousands)	
Industrial Revenue Bonds, due from 2010 through 2028.....	\$ 9,198	\$ 9,058
Revolving Credit Agreement, due 2012.....	100,000	154,500
5.13% Senior Notes due 2010.....	74,957	74,900
5.74% Senior Notes due 2013.....	125,052	125,066
5.51% Senior Notes due 2017.....	150,000	150,000
Other debt	<u>5,886</u>	<u>3,185</u>
Total debt.....	465,093	516,709
Less: Current Portion of Long-term debt and Short-term debt.....	<u>80,981</u>	<u>3,249</u>
Total Long-term debt.....	<u>\$384,112</u>	<u>\$513,460</u>

The weighted-average interest rate of the Corporation's Industrial Revenue Bonds was 0.81% and 2.32% in 2009 and 2008, respectively. The weighted-average interest rate of the Corporation's Revolving Credit Agreement was 1.60% and 3.80% in 2009 and 2008, respectively.

The fair value of the Corporation's debt is prepared in accordance with the requirements of U.S. GAAP, as noted in Note 8. The estimated fair value amounts were determined by the Corporation using available market information which is primarily based on quoted market prices for the same or similar issues. The carrying amount of the Industrial Revenue Bonds approximates fair value as the interest rates on this variable debt are reset periodically to reflect market conditions and rates. Fair values for the Corporation's fixed rate debt totaled \$362.0 million and \$313.9 million at December 31, 2009 and 2008, respectively. These fair values were estimated by management. The fair values described above may not be indicative of net realizable value or reflective of future fair values. Furthermore, the use of different methodologies to determine the fair value of certain financial instruments could result in a different estimate of fair value at the reporting date.

Aggregate maturities of debt are as follows(1):

	(In thousands)
2010.....	\$ 80,981
2011.....	98
2012.....	100,101
2013.....	125,105
2014.....	108
Thereafter.....	<u>158,690</u>
Total	<u>\$465,083</u>

(1) Amounts exclude a \$0.1 million adjustment to the fair value of long-term debt relating to the Corporation's interest rate swap agreements that were settled in cash during 2005.

Interest payments of \$23.9 million, \$26.5 million, and \$25.3 million were made in 2009, 2008, and 2007, respectively.

On August 10, 2007, the Corporation and certain of its subsidiaries amended and refinanced its existing credit facility and entered into a Second Amended and Restated Credit Agreement ("Credit Agreement"). The proceeds available under the Credit Agreement are to be used for working capital, internal growth initiatives, funding of future acquisitions, and general corporate purposes. The Corporation's available credit under the credit facility increased from \$400.0 million to \$425.0 million from a syndicate of banks, led by Bank of America, N.A. and JP Morgan Chase Bank, N.A. as the co-arrangement banks. The Credit Agreement also contains an accordion feature which can expand the overall credit line to a maximum aggregate amount of \$600.0 million. The consortium membership has remained relatively the same. The Credit Agreement extends the maturity from July 23, 2009 to August 10, 2012, at which time all amounts then outstanding under the Credit Agreement will be due and payable. In addition, the Credit Agreement provides for improved pricing and more favorable covenant terms, reduced facility fees, and increased availability of the facility for letters of credit. Borrowings under the Credit Agreement bear interest at a floating rate based on market conditions. In addition, the interest rate and level of facility fees are dependent on certain financial ratio levels, as defined in the Credit Agreement. The Corporation is subject to annual facility fees on the commitments under the Credit Agreement. In connection with the Credit Agreement, the Corporation paid customary transaction fees that have been deferred and are being amortized over the term of the Credit Agreement. The Corporation is required under the Credit Agreement to maintain certain financial ratios and meet certain financial tests, the most restrictive of which is a debt to capitalization limit of 60% and a cross default provision with other senior indebtedness. As of December 31, 2009, the Corporation was in compliance with all covenants and had the flexibility to issue additional debt of approximately \$1 billion without exceeding the covenant limit defined in the Credit Agreement. The Corporation would consider other financing alternatives to maintain capital structure balance and ensure compliance with all debt covenants. The Corporation had \$100 million and \$154.5 million in borrowings outstanding (excluding letters of credit) under the Credit Agreement at December 31, 2009 and 2008, respectively. The unused credit available under the Credit Agreement at December 31, 2009 and 2008 was \$267.0 million and \$208.0 million, respectively.

On December 1, 2005, the Corporation issued \$150.0 million of 5.51% Senior Notes (the "2005 Notes"). The 2005 Notes mature on December 1, 2017. The Notes are senior unsecured obligations and are equal in right of payment to the Corporation's existing senior indebtedness. The Corporation, at its option, can prepay at any time all or any part of the 2005 Notes, subject to a make-whole amount in accordance with the terms of the Note Purchase Agreement. In connection with the Notes, the Corporation paid customary fees that have been deferred and will be amortized over the terms of the Notes. The Corporation is required under the Note Purchase Agreement to maintain certain financial ratios, the most restrictive of which is a debt to capitalization limit of 60% and a cross default provision with the Corporation's other senior indebtedness. As of December 31, 2009, the Corporation was in compliance with all covenants.

In November 2005, the Corporation unwound its interest rate swap agreements with notional amounts of \$20 million and \$60 million, which were originally put in place to convert a portion of the fixed interest on the \$75 million 5.13% Senior Notes and \$125 million 5.74% Senior Notes, respectively, to variable rates based on specified spreads over six-month LIBOR. The unwinding of these swap agreements resulted in a net loss of \$0.2 million, which has been deferred and is being amortized over the remaining term of the underlying debt.

On September 25, 2003, the Corporation issued \$200.0 million of Senior Notes (the “2003 Notes”). The 2003 Notes consist of \$75.0 million of 5.13% Senior Notes that mature on September 25, 2010 and \$125.0 million of 5.74% Senior Notes that mature on September 25, 2013. The Corporation intends to utilize these funds to pay its 2010 current obligations. The 2003 Notes are senior unsecured obligations and are equal in right of payment to the Corporation’s existing senior indebtedness. The Corporation, at its option, can prepay at any time all or any part of the 2003 Notes, subject to a make-whole amount in accordance with the Note Purchase Agreement. The Corporation paid customary fees that have been deferred and will be amortized over the terms of the 2003 Notes. The Corporation is required under the Note Purchase Agreement to maintain certain financial ratios, the most restrictive of which is a debt to capitalization limit of 60% and a cross default provision with the Corporation’s other senior indebtedness. As of December 31, 2009, the Corporation was in compliance with any covenants.

At December 31, 2009, substantially all of the industrial revenue bond issues are collateralized by real estate, machinery, and equipment. Certain of these issues are supported by letters of credit, which total \$8.5 million. The Corporation had various other letters of credit totaling \$49.0 million. Substantially all letters of credit are included under the Credit Agreement.

13. EARNINGS PER SHARE

The Corporation is required to report both basic earnings per share (“EPS”), based on the weighted-average number of Common shares outstanding, and diluted earnings per share, based on the basic EPS adjusted for all potentially dilutive shares issuable.

At December 31, 2009 and 2008, the Corporation had non-qualified share options outstanding of 1,038,602 shares and 1,078,379 shares, respectively, which were not included in the computation of diluted EPS because to do so would have been anti-dilutive. Earnings per share calculations for the years ended December 31, 2009, 2008, and 2007, are as follows:

	<u>Net Income</u>	<u>Weighted-Average Shares Outstanding</u>	<u>Earnings Per Share</u>
	(In thousands, except per share data)		
2009:			
Basic earnings per share.....	\$ 95,221	45,237	\$2.10
Effect of dilutive securities:			
Employee share-based compensation awards		389	
Deferred director share-based compensation.....		69	
Diluted earnings per share.....	<u>\$ 95,221</u>	<u>45,695</u>	<u>\$2.08</u>
2008:			
Basic earnings per share.....	\$109,390	44,716	\$2.45
Effect of dilutive securities:			
Employee share-based compensation awards		596	
Deferred director share-based compensation.....		62	
Diluted earnings per share.....	<u>\$109,390</u>	<u>45,374</u>	<u>\$2.41</u>
2007:			
Basic earnings per share.....	\$104,328	44,313	\$2.35
Effect of dilutive securities:			
Employee share-based compensation awards		602	
Deferred director share-based compensation.....		64	
Diluted earnings per share.....	<u>\$104,328</u>	<u>44,979</u>	<u>\$2.32</u>

14. SHARE-BASED COMPENSATION PLANS

The Corporation maintains three share-based compensation plans under which it utilizes six different forms of employee and non-employee share-based compensation awards, as explained in further detail below, which include non-qualified share options, performance-based restricted shares, time-based restricted stock, and

performance-based restricted stock units. In addition, under its employee benefit program, the Corporation also provides an Employee Stock Purchase Plan (“ESPP”) available to almost all active employees. Certain awards provide for accelerated vesting if there is a change in control.

The compensation cost charged against income for employee and non-employee director share-based compensation programs during 2009, 2008, and 2007 is as follows:

	<u>2009</u>	<u>2008</u>	<u>2007</u>
	(In thousands)		
Non-qualified share options	\$ 6,272	\$ 5,645	\$ 6,259
Employee stock purchase options.....	3,560	2,782	1,557
Performance shares	2,184	2,027	1,630
Performance restricted shares.....	—	265	260
Restricted stock and restricted stock units.....	2,700	2,348	822
Other share-based payments.....	<u>548</u>	<u>596</u>	<u>384</u>
Total share-based compensation expense before income taxes	<u>15,264</u>	<u>13,663</u>	<u>10,912</u>

Other share-based payments include restricted stock awards to non-employee directors, who are treated as employees as prescribed by guidance on share-based payments. The compensation cost recognized follows the cost of the employee, which is primarily reflected as general and administrative expenses in the consolidated statements of earnings. No cost was capitalized during 2009, 2008, or 2007.

1995 Long-Term Incentive Plan and 2005 Long-Term Incentive Plan

Awards under the 1995 Long-Term Incentive Plan (*the “1995 LTI Plan”*) consisted of three components—performance units (cash), non-qualified stock options, and non-employee director grants. Under the 1995 LTI Plan approved by stockholders in 1995 and as amended in 2002 and 2003, an aggregate total of 4,000,000 shares of Common stock were approved for issuance. Issuances of Common stock to satisfy employee option exercises will be made from the Corporation’s treasury stock. The Corporation does not expect to repurchase any shares in 2010 to replenish treasury stock for issuances made to satisfy stock option exercises. The performance units that are paid in cash are recorded as liabilities, while other awards are reflected in equity.

Effective May 19, 2005, stockholders approved the 2005 Long-Term Incentive Plan (*the “2005 LTI Plan”*) (*collectively with the 1995 LTI Plan, the “LTI Plans”*), which superseded the 1995 LTI Plan. The shares that were registered and not yet issued under the 1995 LTI Plan were deregistered and then registered under the 2005 LTI Plan. There are no new awards being granted under the 1995 LTI Plan and no remaining allowable shares for future awards under the 1995 LTI Plan. As of December 31, 2009 there were options representing a total of 0.7 million shares outstanding under the 1995 plan.

Awards under the 2005 LTI Plan consist of six components—performance units (cash), non-qualified share options, performance-based restricted shares, time-based restricted stock, and performance-based restricted stock units. Under the 2005 LTI Plan, an aggregate total of 5,000,000 shares of Common stock were registered. Issuances of Common stock to satisfy employee option exercises will be made from the Corporation’s treasury stock. The Corporation does not expect to repurchase any shares in 2010 to replenish treasury stock for issuances made to satisfy stock option exercises. No more than 200,000 shares of Common stock or 100,000 shares of restricted stock may be awarded in any year to any one participant in the 2005 LTI Plan.

Under the LTI Plans, the Corporation awarded total performance units of 13.7 million, 13.6 million, and 11.4 million in 2009, 2008, and 2007, respectively, to certain key employees. The performance units are denominated in dollars and are contingent upon the Corporation’s satisfaction of performance objectives keyed to achieving profitable growth over a period of three fiscal years commencing with the fiscal year following such awards. The anticipated cost of such awards is expensed over the three-year performance period, which amounted to \$8.1 million, \$9.4 million, and \$7.3 million in 2009, 2008, and 2007, respectively. The actual cost of the performance units may vary from the total value of the awards depending upon the degree to which the key performance objectives are met.

Under the LTI Plans, the Corporation grants non-qualified share options to key employees in the fourth quarter of each year. Stock options granted under the LTI Plans expire ten years after the date of the grant and

are generally exercisable as follows: up to one-third of the grant after one year, up to two-thirds of the grant after two years, and in full three years from the date of grant.

Under the 2005 LTI Plan, the Corporation granted performance-based restricted shares, time-based restricted stock and stock units, and performance-based restricted stock units to certain of the Corporation's officers and certain key executives, which are denominated in shares based on the fair market value of the Corporation's Common stock on the date of grant. The performance based restricted stock units were granted to officers of the Corporation in the fourth quarter of 2008 and 2007 and are contingent upon the satisfaction of performance objectives keyed to achieving profitable growth compared to budget and peers over a period of three fiscal years commencing with the fiscal year following such award. The performance-based restricted stock units were granted to certain key employees in the first quarter of 2006 and were contingent upon the satisfaction of performance objectives keyed to achieving certain stretch operating income goals in 2006. For those who satisfied their one-year performance objectives the shares were awarded; however, these were time restricted for an additional two years. The Corporation granted restricted stock units to two officers in September 2007 and 2006, which, under the terms of the agreements, will vest in 2016, and restricted stock to officers and certain key executives in November 2008 and 2007, and restricted stock units in 2009 which, under the terms of the agreements, will completely vest in 2012, 2011, and 2010, respectively.

In May 2003, the Corporation's Board of Directors and stockholders approved an amendment to the 1995 LTI Plan to authorize non-employee directors to participate in the plan. The amendment provided that each non-employee director could receive the equivalent of \$15,000 of the Corporation's Common stock per year. The Board of Directors approved and issued stock grants of 554 shares of the Corporation's Common stock in 2005 to each of the eight non-employee directors. The stock grants were valued at \$15,000 based on the market price of the Corporation's Common stock on the grant date and were expensed at the time of issuance.

As of December 31, 2009, there are 2,266,702 remaining allowable shares for issuance under the 2005 LTI Plan.

Non-Qualified Share Options

The fair value of the non-qualified share options was estimated at the date of grant using a Black-Scholes option pricing model with the assumptions noted in the following table. Expected volatilities are based on historical volatility of the Corporation's stock and other factors. The Corporation uses historical data to estimate the expected term of options granted. The risk-free rate for periods within the contractual life of the option is based on the U.S. Treasury yield curve in effect at the time of grant.

	<u>2009</u>	<u>2008</u>	<u>2007</u>
Risk-free rate	2.53%	2.72%	3.88%
Expected volatility	29.67%	29.37%	23.68%
Expected dividends	1.22%	1.06%	0.59%
Expected term (in years)	6	6	7
Weighted-average grant-date fair value of options	\$ 9.19	\$ 8.99	\$17.50

A summary of employee stock option activity under the LTI Plans is as follows:

	<u>Shares (000's)</u>	<u>Weighted- Average Exercise Price</u>	<u>Weighted- Average Remaining Contractual Term in Years</u>	<u>Aggregate Intrinsic Value (000's)</u>
Outstanding at December 31, 2008.....	2,564	\$30.15		
Granted	731	30.91		
Exercised	(129)	19.39		
Forfeited	(67)	35.37		
Outstanding at December 31, 2009.....	<u>3,099</u>	<u>\$30.66</u>	<u>7.2</u>	<u>\$2,037</u>
Exercisable at December 31, 2009	<u>1,772</u>	<u>\$29.37</u>	<u>5.7</u>	<u>\$3,455</u>

The total intrinsic value of stock options exercised during 2009, 2008, and 2007 was \$1.9 million, \$5.1 million, and \$8.7 million, respectively. The table above represents the Corporation's estimate of options fully

vested and/or expected to vest as expected forfeitures are not material to the Corporation and therefore are not reflected in the table above.

As noted above, non-qualified stock option awards have a graded vesting schedule. Compensation cost is recognized on a straight-line basis over the requisite service period for each separately vesting portion of each award as if each award was in-substance, multiple awards. During 2009, 2008, and 2007, compensation cost associated with non-qualified stock options of \$6.3 million, \$5.6 million, and \$6.3 million respectively, was charged to expense. The Corporation has applied a forfeiture assumption of 7% in the calculation of such expense. As of December 31, 2009, there was \$5.6 million of unrecognized compensation cost related to nonvested stock options, which is expected to be recognized over a weighted-average period of 1.5 years.

Cash received from option exercises during 2009, 2008, and 2007 was \$2.3 million, \$2.6 million, and \$4.4 million, respectively. The total tax benefit generated from options exercised during 2009, 2008, and 2007, was \$0.5 million, \$1.6 million, and \$3.0 million, respectively. Tax benefits received on exercised options which were subject to expense under U.S. GAAP have been credited to deferred taxes up to the amount of benefit recorded in the income statement, with the difference charged to additional paid in capital, while tax benefits received on exercised options that were not subject to expense have been credited to additional paid in capital.

Performance based-Restricted Shares, Time Based Restricted Stock, and Performance-based Restricted Stock Units

Since 2005, the Corporation granted performance shares and units to certain employees under the 2005 LTI Plan, whose vesting is contingent upon meeting various company-wide performance goals around net income targets, both against budget and as a percentage of sales against a peer group. The nonvested shares are subject to forfeiture if established performance goals are not met, or employment is terminated other than due to death, disability, or retirement. The shares are nontransferable while subject to forfeiture. Time-based restricted stock or restricted stock units have also been granted to key executives during 2009, 2008, and 2007. The nonvested restricted stock is subject to forfeiture if employment is terminated other than due to death or disability, and the units are subject to forfeiture if employment is terminated other than due to death, disability, or retirement and are nontransferable while subject to forfeiture. A summary of the Corporation's nonvested performance-based share, performance-based restricted share, restricted stock, and restricted stock unit activity for 2009 is as follows:

	Shares/ Units (000's)	Weighted- Average Fair Value	Weighted-Average Remaining Contractual Term in Years	Aggregate Intrinsic Value (000's)
Nonvested at December 31, 2008	961	\$34.57		
Granted	313	30.90		
Vested	(166)	30.07		
Forfeited	(44)	38.81		
Nonvested at December 31, 2009	<u>1,064</u>	<u>\$43.39</u>	<u>1.5</u>	<u>\$33,303</u>
Expected to vest at December 31, 2009	<u>709</u>	<u>\$47.57</u>	<u>3.3</u>	<u>\$22,200</u>

The grant-date fair values of performance shares are based on the closing market price of the stock on the date of grant, and compensation cost is amortized to expense on a straight-line basis over the three-year requisite service period and assumes that approximately 50% of the performance shares will be forfeited. As forfeiture assumptions change, compensation cost will be adjusted on a cumulative basis in the period of the assumption change. During 2006, it was determined that 27,000 performance-based restricted shares would eventually vest, and, therefore, the Corporation had expensed \$0.3 million in 2008 and 2007. These shares vested on January 1, 2009. The grant date fair values of the restricted stock and restricted stock units are based on the closing market price of the stock at the date of grant. The restricted stock and restricted stock units contain only a service condition, and thus compensation cost is amortized to expense on a straight-line basis over the requisite service period, which ranged from 3.0 years to 10.1 years. As of December 31, 2009, there was \$10.5 million of unrecognized compensation cost related to nonvested performance shares, restricted stock, and restricted stock units, which is expected to be recognized over a period of 3.3 years.

Employee Stock Purchase Plan

The Corporation's 2003 Employee Stock Purchase Plan (the "ESPP") enables eligible employees to purchase the Corporation's Common stock at a price per share equal to 85% of the lower of the fair market value of the Common stock at the beginning or end of each offering period. Each offering period of the ESPP lasts six months, with the first offering period commencing on January 1, 2004. Participation in the offering is limited to 10% of an employee's base salary (not to exceed amounts allowed under Section 423 of the Internal Revenue Code), may be terminated at any time by the employee, and automatically ends on termination of employment with the Corporation. A total of 2,000,000 shares of Common stock have been reserved for issuance under the ESPP. The Common stock to satisfy the stock purchases under the ESPP will be newly issued shares of Common stock. During 2009, 310,513 shares were purchased under the ESPP. As of December 31, 2009, there were 0.9 million shares available for future offerings, and the Corporation has withheld \$4.6 million from employees, the equivalent of 181,000 shares. Compensation cost is recognized on a straight-line basis over the six-month vesting period during which employees perform related services. The Corporation recognized \$0.1 million of tax benefit associated with disqualifying dispositions during 2009, all of which was credited to additional paid in capital. Effective as of January 1, 2010, the look-back feature has been eliminated from the ESPP, thereby resulting in the use of the fair market value of the common stock on the last day of the offering period on which the purchase price is based.

The fair value of the employee stock purchase plan options was estimated at the date of grant using a Black-Scholes option pricing model with the weighted-average assumptions noted in the following table. Expected volatilities are based on historical volatility of the Corporation's stock. The Corporation uses historical data to estimate the expected term of options granted. The risk-free rate for periods within the contractual life of the option is based on the U.S. Treasury yield curve in effect at the time of grant.

	<u>2009</u>	<u>2008</u>	<u>2007</u>
Risk-free interest rate	0.31%	2.74%	4.23%
Expected volatility	60.03%	33.94%	30.02%
Expected dividend yield	0.5%	0.35%	0.29%
Weighted-average option life (in years)	0.5	0.5	0.5
Weighted-average grant-date fair value of options	\$10.13	\$11.50	\$11.61

1996 Stock Plan for Non-Employee Directors and 2005 Stock Plan for Non-Employee Directors

The 2005 Stock Plan for Non-Employee Directors ("2005 Stock Plan"), approved by the stockholders in 2005, provided for the grant of stock awards and, at the option of the non-employee directors, the deferred payment of regular stipulated compensation and meeting fees in equivalent shares. Under the 2005 Stock Plan, the Corporation's non-employee directors each receive an annual restricted stock award, which is subject to a three-year restriction period commencing on the date of the grant. For 2009, the value of the award granted in the first quarter was \$70,000 per director, and in 2008 and 2007, the value of the award granted was \$50,000 per director. These restricted stock awards are subject to forfeiture if the non-employee director resigns or retires by reason of his or her decision not to stand for re-election prior to the lapsing of all restrictions, unless the restrictions are otherwise removed by the Committee on Directors and Governance. The cost of the restricted stock awards will be amortized over the three year restriction period from the date of grant, or such shorter restriction period as determined by the removal of such restrictions. Newly elected non-employee directors also receive a one-time five year restricted stock award, which during 2008 and 2007 was valued at \$25,000. In 2009 there were no newly elected non-employee directors. The total number of shares of Common stock available for grant under the 2005 Stock Plan may not exceed 100,000 shares. During 2009, 2008 and 2007, the Corporation awarded 18,168, 11,628, and 10,642, respectively, shares of restricted stock under the 2005 Stock Plan, of which 12,490, 6,120, and 7,512 shares, respectively, have been deferred by certain directors.

The 1996 Stock Plan for Non-Employee Directors ("1996 Stock Plan"), approved by the stockholders in 1996, authorized the grant of restricted stock awards and, at the option of the non-employee directors, the deferred payment of regular stipulated compensation and meeting fees in equivalent shares. Pursuant to the terms of the 1996 Stock Plan, non-employee directors received an initial restricted stock grant of 7,224 shares in 1996, which became unrestricted in 2001. Additionally, on the fifth anniversary of the initial grant, those non-employee directors who remained a non-employee director received an additional restricted stock grant

equal to the product of increasing \$13,300 at an annual rate of 2.96%, compounded monthly from the effective date of the 1996 Stock Plan. In 2001, the amount per director was calculated to be \$15,419, representing a total additional grant of 3,110 restricted shares. The cost of the restricted stock awards is being amortized over the five-year restriction period from the date of grant. Prior to the effective date of the 2005 Stock Plan, newly elected non-employee directors received similar compensation under the terms of the 1996 Stock Plan upon their election to the Board.

Pursuant to election by non-employee directors to receive shares in lieu of payment for earned and deferred compensation under the 2005 and 1996 Stock Plans, the Corporation had provided for an aggregate additional 69,468 and 62,077 shares at an average price of \$27.64 and \$25.51, respectively, as of December 31, 2009 and 2008, respectively. During 2009 and 2008, the Corporation issued 9,833 and 11,407 shares, respectively, in compensation pursuant to such elections.

15. ENVIRONMENTAL COSTS

The Corporation has continued the operation of the ground water and soil remediation activities at the Wood-Ridge, New Jersey, site through 2009. The cost of constructing and operating this site was provided for in 1990 when the Corporation established a reserve to remediate the property. The reserve balance as of December 31, 2009, was \$6.1 million, which was essentially unchanged from the prior year balance. Even though this property was sold in December 2001, the Corporation retained the responsibility for this remediation in accordance with the sale agreement.

The Corporation has been named as a potentially responsible party ("PRP"), as have many other corporations and municipalities, in a number of environmental clean-up sites. The Corporation continues to make progress in resolving these claims through settlement discussions and payments from established reserves. Significant sites remaining open at the end of the year are: Caldwell Trucking landfill superfund site, Fairfield, New Jersey; Sharkey landfill superfund site, Parsippany, New Jersey; and Chemsol, Inc. superfund site, Piscataway, New Jersey. The Corporation believes that the outcome for any of these remaining sites will not have a materially adverse effect on the Corporation's results of operations or financial condition.

In the first quarter of 2005, the Corporation sold its Fairfield, New Jersey, property, which was formerly an operating facility for the Corporation's Motion Control segment. Under the sale agreement, the Corporation has retained the responsibility to continue the ongoing environmental remediation on the property. At the date of the sale, remediation costs associated with the Fairfield site were anticipated to be incurred over three to five years with an estimated cost of \$1.5 million. During 2009 and 2008, the Corporation increased the remediation reserve by \$0.7 million and \$0.4 million, respectively, based upon revised operating projections. The Corporation did not have increased costs in 2007. As of December 31, 2009, the reserve balance was \$0.9 million.

In the fourth quarter of 2004, the Corporation increased the remediation reserve related to the Caldwell Trucking landfill superfund site by \$4.4 million. The increase related to the estimated groundwater remediation for this site, which could span over 30 years. During 2006, the Corporation increased the remediation reserve by \$0.6 million based upon revised operating cost projections. Through 2009, the majority of the costs for this site have been for the soil remediation. As of December 31, 2009, the reserve balance was \$5.1 million.

The Corporation maintains several Nuclear Regulatory Commission ("NRC") licenses necessary for the continued operation of the EMD facility in Cheswick, Pennsylvania. In connection with these licenses, the NRC requires financial assurance from the Corporation in the form of a parent company guarantee representing estimated environmental decommissioning and remediation costs associated with the commercial operations covered by the licenses. In addition, the Corporation has obligations for additional environmental remediation costs at this facility, which are ongoing. As of December 31, 2009, the balance in this reserve was \$8.4 million. The Corporation obtained partial environmental insurance coverage specifically for this facility. The policy provides coverage for losses due to on or off-site pollution conditions, which are pre-existing and unknown.

The Corporation's aggregate environmental obligation at December 31, 2009 was \$20.9 million compared to \$22.2 million at December 31, 2008. Approximately 75% of the Corporation's environmental reserves as of December 31, 2009, represent the current value of anticipated remediation costs and are not discounted primarily due to the uncertainty of timing of expenditures. The remaining environmental reserves are discounted using a rate of 4% to reflect the time value of money since the amount and timing of cash payments

for the liability are reliably determinable. All environmental reserves exclude any potential recovery from insurance carriers or third-party legal actions. As of December 31, 2009, the undiscounted cash flows associated with the discounted reserves were \$8.3 million and are anticipated to be paid over the next 30 years.

16. PENSION AND OTHER POSTRETIREMENT BENEFIT PLANS

The Corporation maintains twelve separate and distinct pension and other postretirement benefit plans, consisting of four domestic pensions and other postretirement benefit plans and eight separate foreign pension plans. The Corporation maintains the following domestic plans: a qualified pension plan, a non-qualified pension plan, and a postretirement health-benefits plan (the “Curtiss-Wright Plans”), and a postretirement health benefits plan for EMD employees.

The foreign plans consist of three defined benefit pension plans in the United Kingdom, two in Mexico assumed in a 2007 acquisition, and one plan each in Canada, Switzerland, and Norway. The Norway plan and one of the plans in the United Kingdom were assumed in 2008 acquisitions. The total projected benefit obligation related to all foreign plans is \$66.4 million as of December 31, 2009. Each plan is further described below.

Domestic Plans

The Curtiss-Wright Plans

The Corporation maintains a defined benefit pension plan, the CW Pension Plan, covering all employees under four benefit formulas: a non-contributory non-union and union formula for all Curtiss-Wright (“CW”) employees, and a contributory union and non-union benefit formula for employees at the EMD business unit.

The formula for CW non-union employees is composed of a “traditional” benefit based on years of credited service, the five highest consecutive years’ compensation during the last ten years of service, and a “cash balance” benefit. CW union employees who have negotiated a benefit under the CW Pension Plan are entitled to a benefit based on years of service multiplied by a monthly pension rate. Employees become participants under the CW Pension Plan after one year of service and, due to recent changes in pension law, are vested after three years of service. The formula for EMD employees covers both union and non-union employees and is designed to satisfy the requirements of relevant collective bargaining agreements. Employee contributions are withheld each pay period and are equal to 1.5% of salary. The benefits for the EMD employees are based on years of service and compensation.

Effective February 1, 2010, the Corporation has amended the CW Pension Plan to close the traditional benefit to new entrants. All new employees hired on or after the effective date will be eligible for the cash balance benefit. The amendment does not affect CW employees that are subject to collective bargaining agreements or employees of EMD.

At December 31, 2009 and 2008, the Corporation had a noncurrent pension liability of \$65.9 million and \$72.5 million, respectively. The Corporation did not contribute funds to the CW Pension Plan in 2009 and due to recent changes to funding regulations we no longer expect to make contributions in 2010. However, we do expect to make a contribution of approximately \$28 million in 2011 and cumulative contributions of approximately \$158 million through 2014.

The Corporation also maintains a non-qualified restoration plan (the “CW Restoration Plan”) covering those employees of CW and EMD whose compensation or benefits exceed the IRS limitation for pension benefits. Benefits under the CW Restoration Plan are not funded, and, as such, the Corporation had an accrued pension liability of \$16.0 million and \$14.1 million as of December 31, 2009 and 2008, respectively. The Corporation’s contributions to the CW Restoration Plan are expected to be \$0.7 million in 2010.

The Corporation provides postretirement health benefits to certain employees (the “CW Retirement Plan”). In 2002, the Corporation restructured the postretirement medical benefits for certain active employees, effectively freezing the plan. The obligation associated with these active employees was transferred to the CW Pension Plan. The plan continues to be maintained for retired employees. The Corporation had an accrued postretirement benefit liability of \$0.7 million as of December 31, 2009 and 2008. Benefits under the plan are not funded. The Corporation’s contributions to the CW Retirement Plan are not expected to be material in 2010.

EMD Plan

The Corporation, through an administration agreement with Westinghouse, maintains the Westinghouse Government Services Group Welfare Benefits Plan (the “EMD Retirement Plan”), a retiree health and life insurance plan for substantially all of the Curtiss-Wright Electro-Mechanical Corporation employees. The EMD Retirement Plan provides basic health and welfare coverage on a non-contributory basis. Benefits are based on years of service and are subject to certain caps. The Corporation had an accrued postretirement benefit liability at December 31, 2009 and 2008 of \$29.1 million and \$28.1 million, respectively. Pursuant to the Asset Purchase Agreement, the Corporation has a discounted receivable from Washington Group International to reimburse the Corporation for a portion of these postretirement benefit costs. At December 31, 2009 and 2008, the discounted receivable included in other assets was \$2.9 million and \$3.5 million, respectively. The Corporation expects to contribute \$1.6 million to the EMD Retirement Plan during 2010.

Foreign Plans

Indal Technologies Hourly Plan (Canada)

The Pension Plan for Hourly Employees of Indal Technologies, Inc. (“Indal Plan”) commenced on March 1, 2005 in connection with the acquisition of Indal by the Corporation. This non-contributory defined benefit plan provides monthly benefits to eligible members equal to a member’s credited service multiplied by a fixed dollar amount. As of December 31, 2009 and 2008, the Corporation had an accrued pension liability of \$0.2 million and \$0.2 million, respectively. The Corporation’s contributions to the Indal Plan are expected to be \$0.3 million in 2010.

Metal Improvement Company–Salaried Staff Pension Scheme (U.K.)

The Corporation maintains the Salaried Staff Pension scheme (“MIC Plan”) for the benefit of Metal Treatment employees in the U.K. This contributory plan provides defined benefits to eligible members equal to one-sixtieth of final pensionable salary for each year of pensionable service. Members contribute at the rate of 6% of their pensionable salary, and the Corporation funds the balance of the cost to provide benefits. Members are eligible for early retirement with reduced benefits. The plan provides for early retirement at reduced benefits and was closed to new entrants as of January 1, 2004. As of December 31, 2009 and 2008, the Corporation had an accrued pension liability of \$4.1 million and \$4.6 million, respectively. The Corporation’s contributions to the MIC Plan are expected to be approximately \$1.0 million in 2010.

Penny & Giles Pension Plan (U.K.)

The Penny & Giles Pension Plan (“P&G Plan”) is a contributory plan that provides for both defined benefit and defined contribution benefits. Defined benefit members are entitled to final salary related benefits equal to one-sixtieth of final pensionable salary for each year of pensionable service. The P&G Plan provides for early retirement at reduced benefits and was closed to new entrants at time of acquisition in 2002. The following disclosures include information for the Penny & Giles defined benefit section only, which represents the majority of the P&G Plan’s costs. As of December 31, 2009 and 2008, the Corporation had an accrued pension liability of \$1.9 million and \$1.4 million, respectively. The Corporation’s contributions to the P&G Plan are expected to be approximately \$2.0 million in 2010.

Mechtronics Limited Retirement Benefits Scheme (UK)

The Corporation assumed defined benefit obligations as a result of the acquisition of Mechtronics on October 1, 2008. The plan is based on Final Pensionable Salary and years of service. As a result of the restructuring of Mechtronics and the consolidation of UK operations, there are no active employees in the pension plan as of December 31, 2009 as the employees became deferred vested participants. See Note 10 for further information regarding the restructuring. As of December 31, 2009 and 2008, the Corporation had an accrued pension liability of \$3.6 million and \$3.8 million, respectively. The Corporation’s contributions to the plans are expected to be \$0.4 million in 2010.

Curtiss Wright Antriebstechnik GmbH (“CWAT”) Pension Plan (Switzerland)

CWAT sponsors a defined contribution plan covering 84 employees as of December 31, 2009. Under Swiss Law, there is a guaranteed minimum benefit requirement which must be valued as a defined benefit obligation for US GAAP purposes. As of December 31, 2009 and 2008, the Corporation had an accrued

pension liability of \$1.4 million and \$1.3 million, respectively. The Corporation's contributions to the plans are expected to be \$0.9 million in 2010.

Power Systems Inc. ("PSI") de Mexico Pension Plans (subsidiary of IMC Magnetics, Inc.)

The Corporation assumed defined benefit obligations as a result of the acquisition of IMC Magnetics in 2007. Under Federal Labor Law in Mexico, all full-time employees of PSI de Mexico are entitled to benefits under two plans: Seniority Premium and Termination Indemnity. The Seniority Premium plan enables employees to receive benefits in the event of death, disability, dismissal, voluntary separation, and retirement. Benefits under voluntary separation and retirement are subject to certain requirements. The benefit is equal to 12 days of salary per year of accreditable service, payable in lump sum. The Termination Indemnity enables employees to receive benefits in the event of dismissal or retirement. The benefit is equal to three months of salary plus bonuses, plus twenty days of salary plus bonus per year of accredited service, payable in lump sum. As of December 31, 2009 and 2008, the Corporation had an accrued pension liability of \$0.2 million and \$0.1 million, respectively. The Corporation's contributions to the plans are expected to be immaterial in 2010.

VMETRO ASA Pension Plan

The Corporation assumed defined benefit obligations as a result of the acquisition of VMETRO on October 15, 2008. The group pension plan entitles the employees of the Norwegian companies with future benefits based on years of service, the wage level at time of retirement, and benefits from the national insurance plan. As of December 31, 2009 and 2008, the Corporation had an accrued pension liability of \$0.3 million and \$1.8 million, respectively. The Corporation's contributions to the plan are expected to be approximately \$0.2 million in 2010.

The following table details the components of net periodic pension expense for all Pension Plans:

Components of net periodic benefit expense:	<u>2009</u>	<u>2008</u>	<u>2007</u>
	(In thousands)		
Service cost.....	\$ 27,067	\$ 23,197	\$ 20,236
Interest cost.....	24,234	21,069	19,085
Expected return on plan assets.....	(29,039)	(30,170)	(28,213)
Amortization of prior service cost.....	646	635	481
Recognized net actuarial loss.....	2,287	718	512
Cost of settlements/curtailments.....	<u>1,418</u>	<u>119</u>	<u>—</u>
Net periodic benefit expense.....	<u>\$ 26,613</u>	<u>\$ 15,568</u>	<u>\$ 12,101</u>

Net periodic benefit expense for 2009 includes a \$2.0 million correction of an immaterial error in the Curtiss-Wright Pension and Restoration plans. The actuarial calculation error resulted in an understatement of expense in the 2008 valuation. The additional \$2.0 million is reflected in each component of expense.

The "Cost of settlements/curtailments" indicated above represent events that are accounted for under guidance on employers' accounting for settlements and curtailments of defined benefit pension plans. In 2009, a settlement charge of \$1.5 million resulted from the retirement of a key executive and his subsequent election to receive his pension benefit as a single lump sum payout. As a result of this single lump sum payout, special settlement requirements have been triggered. This charge was partially offset by curtailment gains associated with reductions in workforce in Norway and Mexico. The settlement charge in 2008 is resulting from the retirement of an employee in Switzerland.

The following table details the components of net periodic expense for the CW and EMD Postretirement Benefit Plans:

	<u>2009</u>	<u>2008</u>	<u>2007</u>
	(In thousands)		
Service cost.....	\$ 666	\$ 684	\$ 623
Interest cost.....	1,601	1,778	1,744
Recognized net actuarial gain.....	<u>(853)</u>	<u>(575)</u>	<u>(632)</u>
Net periodic benefit expense.....	<u>\$1,414</u>	<u>\$1,887</u>	<u>\$1,735</u>

In the following table, the pension benefits information is a consolidated disclosure of all domestic and foreign plans described earlier. The postretirement benefits information includes the domestic CW and EMD

postretirement benefit plans, as there are no foreign postretirement benefit plans. All plans were valued using a December 31, 2009 measurement date to comply with the requirements of U.S. GAAP to measure plan assets and benefit obligations as of the date of the employer's fiscal year-end statement of financial position.

	<u>Pension Benefits</u>		<u>Postretirement Benefits</u>	
	<u>2009</u>	<u>2008</u>	<u>2009</u>	<u>2008</u>
	(In thousands)			
Change in benefit obligation:				
Benefit obligation at beginning of year	\$398,713	\$ 368,893	\$ 28,818	\$ 31,146
Service cost	27,067	23,197	666	684
Interest cost	24,234	21,069	1,601	1,778
Plan participants' contributions	2,150	2,249	382	430
Amendments	4,547	1,895	—	—
Actuarial loss (gain)	14,011	(11,125)	358	(3,201)
Benefits paid	(28,752)	(22,224)	(2,038)	(2,684)
Acquisitions/transferred liabilities	—	16,466	—	—
Retiree drug subsidy received	—	—	87	251
Curtailments	(808)	—	—	—
Settlements	(2,777)	(1,176)	—	—
Plan measurement date change	—	10,632	—	414
Currency translation adjustments	5,416	(11,163)	—	—
Benefit obligation at end of year	<u>443,801</u>	<u>398,713</u>	<u>29,874</u>	<u>28,818</u>
Change in plan assets:				
Fair value of plan assets at beginning of year	298,891	431,336	—	—
Actual return on plan assets	70,970	(123,965)	—	—
Employer contribution	6,717	3,785	1,656	2,254
Plan participants' contributions	2,150	2,249	382	430
Acquisitions/transferred liabilities	—	9,707	—	—
Benefits paid	(28,752)	(22,224)	(2,038)	(2,684)
Settlements	(3,709)	(1,176)	—	—
Plan measurement date change	—	7,315	—	—
Currency translation adjustments	4,103	(8,136)	—	—
Fair value of plan assets at end of year	<u>350,370</u>	<u>298,891</u>	<u>—</u>	<u>—</u>
Funded status	\$ (93,431)	\$ (99,822)	\$ (29,874)	\$ (28,818)
Amounts recognized in the statement of financial position consist of:				
Noncurrent assets	—	—	—	—
Current liabilities	(710)	(1,048)	(1,665)	(1,830)
Noncurrent liabilities	(92,721)	(98,774)	(28,209)	(26,988)
Net amount recognized in statement of financial position:	<u>\$ (93,431)</u>	<u>\$ (99,822)</u>	<u>\$ (29,874)</u>	<u>\$ (28,818)</u>
Amounts recognized in accumulated other comprehensive income (AOCI) consist of:				
Net actuarial loss (gain)	76,383	107,306	(10,509)	(11,720)
Prior service cost	8,322	4,385	—	—
Net amount recognized in AOCI	<u>\$ 84,705</u>	<u>\$ 111,691</u>	<u>\$ (10,509)</u>	<u>\$ (11,720)</u>
Amounts in AOCI expected to be recognized in net periodic cost in the coming year:				
Loss (gain) recognition	2,938	685	(624)	(763)
Prior service cost recognition	1,110	633	—	—
Accumulated benefit obligation	\$394,084	\$ 349,627	N/A	N/A
Information for pension plans with an accumulated benefit obligation in excess of plan assets:				
Projected benefit obligation	425,090	387,441	N/A	N/A
Accumulated benefit obligation	382,646	342,637	N/A	N/A
Fair value of plan assets	333,816	289,051	N/A	N/A

Plan Assumptions

	<u>Pension Benefits</u>		<u>Postretirement Benefits</u>	
	<u>2009</u>	<u>2008</u>	<u>2009</u>	<u>2008</u>
	(In thousands)			
Weighted-average assumptions in determination of benefit obligation:				
Discount rate	5.89%	5.89%	5.98%	6.00%
Rate of compensation increase.....	4.04%	4.02%	N/A	N/A
Health care cost trends:				
Rate assumed for subsequent year.....	N/A	N/A	9.50%	8.50%
Ultimate rate reached in 2014 and 2012, respectively	N/A	N/A	5.50%	5.50%
Weighted-average assumptions in determination of net periodic benefit cost:				
Discount rate	5.89%	5.87%	6.00%	5.99%
Expected return on plan assets	8.15%	8.29%	N/A	N/A
Rate of compensation increase.....	4.02%	4.03%	N/A	N/A
Health care cost trends:				
Rate assumed for subsequent year.....	N/A	N/A	8.50%	9.50%
Ultimate rate reached in 2014 and 2012, respectively	N/A	N/A	5.50%	5.50%

The discount rate for each plan is determined by discounting the plan's expected future benefit payments using a yield curve developed from high quality bonds that are rated Aa or better by Moody's as of the measurement date. The yield curve calculation matches the notional cash inflows of the hypothetical bond portfolio with the expected benefit payments to arrive at one effective rate for each plan.

The overall expected return on assets assumption is based on a combination of historical performance of the pension fund and expectations of future performance. Expected future performance is determined by weighting the expected returns for each asset class by the plan's asset allocation. The expected returns are based on long-term capital market assumptions utilizing a ten-year time horizon through consultation with investment advisors. While consideration is given to recent performance and historical returns, the assumption represents a long-term prospective return.

The effect on the CW and EMD Retirement Plans of a 1% change in the health care cost trend is as follows:

	<u>1% Increase</u>	<u>1% Decrease</u>
	(In thousands)	
Total service and interest cost components	\$ 340	\$ (264)
Postretirement benefit obligation.....	\$3,397	\$(2,724)

Pension Plan Assets

The overall objective for plan assets is to earn a rate of return over time to meet anticipated benefit payments in accordance with plan provisions. The long-term investment objective of the domestic retirement plans is to achieve a total rate of return, net of fees, which exceeds the actuarial overall expected return on assets assumption used for funding purposes and which provides an appropriate premium over inflation. The intermediate-term objective of the domestic retirement plans, defined as three to five years, is to outperform each of the capital markets in which assets are invested, net of fees. During periods of extreme market volatility, preservation of capital takes a higher precedence than outperforming the capital markets.

The Corporation's Retirement Plan Committee is responsible for formulating investment policies, developing investment manager guidelines and objectives, and approving and managing qualified advisors and investment managers. The guidelines established define permitted investments within each asset class and apply certain restrictions such as limits on concentrated holdings, and prohibits selling securities short, buying on margin, and the purchase of any securities issued by the Corporation.

The Corporation maintains the funds of the CW Pension Plan under a trust and are diversified across investment classes and among investment managers in order to achieve an optimal balance between risk and return. In accordance with this policy, the Corporation has established target allocations for each asset class and ranges of expected exposure. The Corporation's domestic retirement assets are invested within this allocation

structure in three major categories: domestic equity securities, international equity securities, and debt securities. Below are the Corporation's actual and established target allocations for the CW Pension Plan, representing 84% of consolidated assets:

<u>Asset class</u>	<u>As of</u> <u>December 31,</u>		<u>Target</u> <u>Exposure</u>	<u>Expected</u> <u>Range</u>
	<u>2009</u>	<u>2008</u>		
Domestic equities.....	49%	43%	50%	40%–60%
International equities.....	17%	16%	15%	10%–20%
Total equity.....	66%	59%	65%	55%–75%
Fixed income.....	34%	41%	35%	25%–45%
Cash.....	0%	0%	0%	0%–10%

The Corporation may from time to time require the reallocation of assets in order to bring the retirement plans into conformity with these ranges. The Corporation may also authorize alterations or deviations from these ranges where appropriate for achieving the objectives of the retirement plans.

Foreign plan assets represent 15.6% of consolidated plan assets, with the majority of the assets supporting the U.K. plans. The UK foreign plans follow a similar asset allocation strategy, while other plans are more heavily weighted in fixed income resulting in a weighted expected return on assets assumption of 5.88% for all foreign plans.

Fair Value Measurements

The following table presents consolidated plan assets using the fair value hierarchy as of December 31, 2009:

<u>Asset Category</u>	<u>Total</u>	<u>Quoted Prices</u> <u>in Active</u> <u>Markets for</u> <u>Identical</u> <u>Assets</u> <u>(Level 1)</u>	<u>Significant</u> <u>Observable</u> <u>Inputs</u> <u>(Level 2)</u>	<u>Significant</u> <u>Unobservable</u> <u>Inputs</u> <u>(Level 3)</u>
Cash.....	\$ 11,217	\$ 6,101	\$ 5,116	\$ —
Equity Securities:				
US Large Cap (a).....	120,665	120,665	—	—
US Small Cap (b).....	20,917	20,917	—	—
Foreign Large Cap (c).....	52,183	52,017	166	—
Foreign Mid Cap.....	85	85	—	—
Foreign Index Funds (d).....	18,827	—	18,827	—
Balanced Funds (e).....	3,005	—	3,005	—
Total Equities.....	\$215,682	\$193,684	\$21,998	\$ —
Fixed Income Securities:				
US Corporate Bonds (f).....	24,506	12	24,390	104
US Fixed Income Mutual Fund (g).....	67,450	67,450	—	—
US Other Fixed Income (h).....	3,482	—	3,482	—
Foreign Government Bonds (i).....	6,082	1,617	4,465	—
Foreign Corporate Bonds (i).....	4,267	1,545	2,344	378
Foreign Government Index Funds (j).....	1,240	—	1,240	—
Foreign Corporate Bond Index Funds (j).....	7,216	—	7,216	—
Total Fixed Income Securities.....	\$114,243	\$ 70,624	\$43,137	\$ 482
Alternative Investments:				
Insurance Contracts (k).....	8,162	—	—	8,162
Total Alternative Investments.....	\$ 8,162	\$ —	\$ —	\$8,162
Real Estate:				
US Real Estate.....	—	—	—	—
Foreign Real Estate (l).....	1,066	—	—	1,066
Total Real Estate.....	\$ 1,066	\$ —	\$ —	\$1,066
Total Assets.....	<u>\$350,370</u>	<u>\$270,409</u>	<u>\$70,251</u>	<u>\$9,710</u>

- (a) This category comprised of two growth and two value-oriented portfolios of US securities benchmarked against the S&P 500 index.
- (b) This category consists of a portfolio of US securities benchmarked against the Russell 2000 index.
- (c) This category consists of two international mutual funds benchmarked against the MSCI EAFE index.
- (d) This category is comprised of global equity index mutual funds associated with the UK-based pension plans.
- (e) This category consists of one pooled balanced fund associated with the Canadian plan comprised of 60% equities and 40% fixed income/cash.
- (f) This category consists of a portfolio of domestic fixed income securities benchmarked against the Barclays Capital Aggregate Bond Index, with the majority of the portfolio comprised of BAA and A-rated corporate bonds.
- (g) This category consists of an actively-managed bond mutual fund comprised of domestic investment-grade debt, fixed-income derivatives, and below investment-grade issues.
- (h) This category consists of US asset backed securities, municipal bonds, and convertible debt.
- (i) These categories consist of bond mutual funds for institutional investors associated with plans in Switzerland, Norway, and the UK.
- (j) These categories consist of bond index mutual funds for institutional investors in the UK aiming to capture the returns of the iBoxx and Non-Gilt indices for corporates and the FTSE A index for government bonds (gilts).
- (k) This category consists of a guaranteed investment contract (GIC) in Switzerland. Amounts contributed to the plan are guaranteed by a foundation for occupational benefits that in turn entered into a group insurance contract and the foundation pays a guaranteed rate of interest that is reset annually.
- (l) This category consists of real estate investment trusts in Switzerland and Norway.

Valuation

Equity securities and exchange-traded equity and bond mutual funds are valued using a market approach based on the quoted market prices of identical instruments. Pooled institutional funds are valued at their net asset values (NAVs) and are calculated by the sponsor of the fund.

Fixed income securities are primarily valued using a market approach utilizing various underlying pricing sources and methodologies. Real estate investment trusts are priced at net asset value based on valuations of the underlying real estate holdings using inputs such as discounted cash flows, independent appraisals, and market-based comparable data.

Cash balances in the US are held in a pooled fund and classified as a Level 2 asset. Non-US cash is valued using a market approach based on quoted market prices of identical instruments.

The following table presents a reconciliation of Level 3 assets held during the year ending December 31, 2009:

	<u>Insurance Contracts</u>	<u>Corporate Bonds</u>	<u>Real Estate</u>	<u>Total</u>
Beginning Balance at December 31, 2008	\$6,936	\$ 1,765	\$1,146	\$ 9,847
Actual return on plan assets:				
Relating to assets still held at the reporting date	128	22	65	215
Relating to assets sold during the period.....	—	36	—	36
Purchases, sales, and settlements.....	840	39	(145)	734
Transfers in and/or out of Level 3	—	(1,380)	—	(1,380)
Foreign Currency Translation Adjustment	258	—	—	258
Ending Balance at December 31, 2009.....	<u>\$8,162</u>	<u>\$ 482</u>	<u>\$1,066</u>	<u>\$ 9,710</u>

Benefit Payments

The following benefit payments, which reflect expected future service, as appropriate, are expected to be paid from the plans:

	<u>Pension Plans</u>	<u>Postretirement Plans</u>	<u>EMD Subsidy Receipts</u>	<u>Total</u>
	(In thousands)			
2010	\$ 30,906	\$ 1,841	\$ (125)	\$ 32,622
2011	33,431	1,986	(142)	35,275
2012	34,172	2,076	(161)	36,087
2013	35,324	2,132	(181)	37,275
2014	37,407	2,215	(199)	39,423
2015 - 2019	206,621	11,787	(1,289)	217,119

Other Pension and Postretirement Plans

The Corporation offers all of its domestic employees the opportunity to participate in a defined contribution plan. Costs incurred by the Corporation in the administration and record keeping of the defined contribution plan are paid for by the Corporation and are not considered material.

In addition, the Corporation had foreign pension costs under various defined contribution plans of \$2.6 million, \$2.6 million, and \$3.0 million in 2009, 2008, and 2007, respectively.

17. LEASES

The Corporation conducts a portion of its operations from leased facilities, which include manufacturing and service facilities, administrative offices, and warehouses. In addition, the Corporation leases vehicles, machinery, and office equipment under operating leases. The leases expire at various dates and may include renewals and escalations. Rental expenses for all operating leases amounted to \$29.2 million in 2009, \$29.0 million in 2008, and \$21.3 million in 2007.

At December 31, 2009, the approximate future minimum rental commitments under operating leases that have initial or remaining non-cancelable lease terms in excess of one year are as follows:

	<u>Rental Commitment</u>
	(In thousands)
2010.....	\$ 22,564
2011.....	22,499
2012.....	19,296
2013.....	16,982
2014.....	15,490
Thereafter.....	<u>51,069</u>
Total	<u>\$147,900</u>

18. INDUSTRY SEGMENTS

The Corporation manages and evaluates its operations based on the products and services it offers and the different markets it serves. Based on this approach, the Corporation has three reportable segments: Flow Control, Motion Control, and Metal Treatment. The Flow Control segment primarily designs, manufactures, distributes, and services a broad range of highly engineered flow control products including valves, pumps, motors, generators, instrumentation, and control electronics for severe service military and commercial applications. The Motion Control segment primarily designs, develops, and manufactures mechanical systems, drive systems, and mission-critical embedded computing products and sensors our mainly for the aerospace and defense industries. Metal Treatment provides various metallurgical services, principally shot peening, coatings, and heat treating. The segment provides these services to a broad spectrum of customers in various industries, including aerospace, automotive, construction equipment, oil and gas, petrochemical, and metal working. The prior year periods have been adjusted for the transfer of the Indal Technologies business unit from the Motion Control segment to the Flow Control segment, accordingly all segment data has been modified.

The accounting policies of the operating segments are the same as those described in the summary of significant accounting policies. Interest expense and income taxes are not reported on an operating segment basis because they are not considered in the segments' performance evaluation by the Corporation's chief operating decision-maker, its Chairman and CEO.

During 2009, 2008, and 2007, the Corporation had no direct defense customer or commercial customer representing more than 10% of consolidated revenue.

Consolidated Industry Segment Information:

	<u>Flow Control</u>	<u>Motion Control</u>	<u>Metal Treatment</u>	<u>Segment Total</u>	<u>Corporate and Other⁽¹⁾</u>	<u>Consolidated</u>
	(In thousands)					
<i>Year Ended December 31, 2009:</i>						
Revenue from external customers...	\$ 985,172	\$621,038	\$203,480	\$1,809,690	\$ —	\$1,809,690
Intersegment revenues.....	29	3,894	1,377	5,300	(5,300)	—
Operating income (expense).....	92,721	80,949	19,891	193,561	(24,242)	169,319
Depreciation and amortization expense.....	35,582	25,210	14,473	75,265	1,216	76,481
Segment assets	1,099,960	771,355	232,658	2,103,973	38,068	2,142,041
Capital expenditures	43,781	11,816	16,853	72,450	2,082	74,532
<i>Year Ended December 31, 2008:</i>						
Revenue from external customers...	\$ 971,744	\$594,376	\$264,020	\$1,830,140	\$ —	\$1,830,140
Intersegment revenues.....	32	4,622	924	5,578	(5,578)	—
Operating income (expense).....	102,394	60,359	52,142	214,895	(18,333)	196,562
Depreciation and amortization expense.....	35,104	23,882	14,176	73,162	1,089	74,251
Segment assets	984,753	772,675	235,413	1,992,841	49,189	2,042,030
Capital expenditures	64,795	18,002	19,436	102,233	750	102,983
<i>Year Ended December 31, 2007:</i>						
Revenue from external customers...	\$ 790,328	\$546,957	\$254,839	\$1,592,124	\$ —	\$1,592,124
Intersegment revenues.....	—	597	1,103	1,700	(1,700)	—
Operating income (expense).....	77,403	60,910	50,880	189,193	(10,009)	179,184
Depreciation and amortization expense.....	29,155	19,954	13,386	62,495	204	62,699
Segment assets	970,368	697,272	234,978	1,902,618	82,942	1,985,560
Capital expenditures	21,189	15,212	16,171	52,572	1,861	54,433

(1) Operating expense for Corporate and Other includes pension expense, environmental remediation and administrative expenses, legal, and other expenses.

Reconciliations

	December 31,		
	2009	2008	2007
	(In thousands)		
<i>Revenues:</i>			
Total segment revenue	\$1,809,690	\$1,830,140	\$1,592,124
Intersegment revenue	5,300	5,578	1,700
Elimination of intersegment revenue	(5,300)	(5,578)	(1,700)
Total consolidated revenues	<u>\$1,809,690</u>	<u>\$1,830,140</u>	<u>\$1,592,124</u>
<i>Earnings before taxes:</i>			
Total segment operating income	\$ 193,561	\$ 214,895	\$ 189,193
Corporate and administrative	(24,242)	(18,333)	(10,009)
Other income, net	1,006	1,585	2,369
Interest expense	(25,066)	(29,045)	(27,382)
Total consolidated earnings before tax	<u>\$ 145,259</u>	<u>\$ 169,102</u>	<u>\$ 154,171</u>
<i>Assets:</i>			
Total assets for reportable segments	\$2,103,973	\$1,992,841	\$1,902,618
Pension assets	—	—	73,914
Non-segment cash	4,460	5,988	2,306
Other assets	33,608	43,201	6,722
Total consolidated assets	<u>\$2,142,041</u>	<u>\$2,042,030</u>	<u>\$1,985,560</u>

The following table presents geographical information of the Corporation's revenues and property, plant, and equipment based on the location of the customer and the assets, respectively:

	December 31,					
	2009		2008		2007	
	Revenues	Long-Lived Assets	Revenues	Long-Lived Assets	Revenues	Long-Lived Assets
	(In thousands)					
<i>Geographic Information:</i>						
United States of America ...	\$1,283,174	\$285,392	\$1,328,071	\$262,925	\$1,115,779	\$211,789
United Kingdom	104,606	46,384	164,409	42,563	144,031	59,839
Canada	63,644	32,405	62,437	30,096	64,110	33,967
Other foreign countries	358,266	36,968	275,223	28,448	268,204	24,062
Consolidated total	<u>\$1,809,690</u>	<u>\$401,149</u>	<u>\$1,830,140</u>	<u>\$364,032</u>	<u>\$1,592,124</u>	<u>\$329,657</u>

19. CONTINGENCIES AND COMMITMENTS

The Corporation, through its Flow Control segment, has several NRC licenses necessary for the continued operation of its commercial nuclear operations. In connection with these licenses, the NRC required financial assurance from the Corporation in the form of a parent company guarantee, representing estimated environmental decommissioning and remediation costs associated with the commercial operations covered by the licenses. The guarantee for the decommissioning costs of the refurbishment facility, which is estimated for 2017, is \$4.3 million. See Note 15 for further information.

The Corporation enters into standby letters of credit agreements and guarantees with financial institutions and customers primarily relating to guarantees of repayment on certain Industrial Revenue Bonds, future performance on certain contracts to provide products and services, and to secure advance payments the Corporation has received from certain international customers. At December 31, 2009, 2008, and 2007, the Corporation had contingent liabilities on outstanding letters of credit of \$47.3 million, \$54.0 million, and \$40.0 million, respectively.

In January 2007, a former executive was awarded approximately \$9.0 million in punitive and compensatory damages plus legal costs related to a gender bias lawsuit filed in 2003. The Corporation has recorded a \$6.5 million reserve related to the lawsuit and intends to appeal the verdict. In August of 2009, the New Jersey Appellate Division reversed in part and affirmed in part the judgment of the trial court, resulting in the setting aside of the punitive damage award and the front pay award of the Plaintiff's compensatory damages

award. The Plaintiff has filed a Petition for Certification with the Supreme Court of New Jersey requesting review of the Appellate Division's decision. In November of 2009, the Supreme Court of New Jersey granted Plaintiff's Petition for Certification. Both parties are awaiting a date for oral argument before the Supreme Court of New Jersey.

Consistent with other entities its size, the Corporation is party to a number of legal actions and claims, none of which individually or in the aggregate, in the opinion of management, are expected to have a material adverse effect on the Corporation's results of operations or financial position.

20. ACCUMULATED OTHER COMPREHENSIVE INCOME

Accumulated other comprehensive loss as of December 31, 2009 and 2008 consisted of:

	<u>Pre-tax amount</u>	<u>Deferred tax (asset) liability</u> (In thousands)	<u>Net of tax amount</u>
2009			
Foreign currency translation adjustments	\$ 28,526	\$ (1,869)	\$ 26,657
Pension and postretirement adjustments:			
Net actuarial loss.....	(65,874)	24,870	(41,004)
Prior service cost.....	<u>(8,322)</u>	<u>3,064</u>	<u>(5,258)</u>
Total pension and postretirement adjustments	<u>(74,196)</u>	<u>27,934</u>	<u>(46,262)</u>
Accumulated other comprehensive loss.....	<u><u>\$(45,670)</u></u>	<u><u>\$26,065</u></u>	<u><u>\$(19,605)</u></u>
	<u>Pre-tax amount</u>	<u>Deferred tax (asset) liability</u> (In thousands)	<u>Net of tax amount</u>
2008			
Foreign currency translation adjustments	\$ (12,060)	\$ 2,121	\$ (9,939)
Pension and postretirement adjustments:			
Net actuarial gain.....	(95,586)	35,725	(59,861)
Prior service cost	<u>(4,385)</u>	<u>1,634</u>	<u>(2,751)</u>
Total pension and postretirement adjustments	<u>(99,971)</u>	<u>37,359</u>	<u>(62,612)</u>
Accumulated other comprehensive loss.....	<u><u>\$(112,031)</u></u>	<u><u>\$39,480</u></u>	<u><u>\$(72,551)</u></u>

Other comprehensive income (loss) for the periods ending December 31, 2009, 2008 and 2007 were as follows:

	<u>Pre-tax amount</u>	<u>Tax (expense) benefit</u> (In thousands)	<u>Net of tax amount</u>
2009			
Foreign currency translation adjustments.....	\$40,586	\$ (3,990)	\$36,596
Pension and postretirement adjustments:			
Net actuarial loss	29,712	(10,855)	18,857
Prior service cost	<u>(3,937)</u>	<u>1,430</u>	<u>(2,507)</u>
Total pension and postretirement adjustments.....	<u>25,775</u>	<u>(9,425)</u>	<u>16,350</u>
Other comprehensive income.....	<u><u>\$66,361</u></u>	<u><u>\$(13,415)</u></u>	<u><u>\$52,946</u></u>

	<u>Pre-tax amount</u>	<u>Tax (expense) benefit</u> (In thousands)	<u>Net of tax amount</u>
<u>2008</u>			
Foreign currency translation adjustments.....	\$ (84,951)	\$ 6,208	\$ (78,743)
Pension and postretirement adjustments:			
Net actuarial gain.....	(138,550)	52,040	(86,510)
Prior service cost.....	<u>(1,260)</u>	<u>457</u>	<u>(803)</u>
Total pension and postretirement adjustments.....	<u>(139,810)</u>	<u>52,497</u>	<u>(87,313)</u>
Other comprehensive loss.....	<u>\$(224,761)</u>	<u>\$58,705</u>	<u>\$(166,056)</u>
	<u>Pre-tax amount</u>	<u>Tax (expense) benefit</u> (In thousands)	<u>Net of tax amount</u>
<u>2007</u>			
Foreign currency translation adjustments.....	\$27,636	\$(1,702)	\$25,934
Pension and postretirement adjustments:			
Net actuarial gain.....	18,613	(7,071)	11,542
Prior service cost.....	<u>99</u>	<u>(54)</u>	<u>45</u>
Total pension and postretirement adjustments.....	<u>18,712</u>	<u>(7,125)</u>	<u>11,587</u>
Other comprehensive income.....	<u>\$46,348</u>	<u>\$(8,827)</u>	<u>\$37,521</u>

QUARTERLY RESULTS OF OPERATIONS (UNAUDITED)

	<u>First</u>	<u>Second</u>	<u>Third</u>	<u>Fourth</u>
	(In thousands, except per share data)			
<u>2009</u>				
Net sales.....	\$423,792	\$447,371	\$435,750	\$502,777
Gross profit.....	135,760	144,582	142,315	172,874
Net earnings.....	15,805	24,454	20,115	34,847
Earnings per share:				
Basic earnings per share.....	\$ 0.35	\$ 0.54	\$ 0.44	\$ 0.77
Diluted earnings per share.....	0.35	0.54	0.44	0.76
Dividends per share.....	0.08	0.08	0.08	0.08
<u>2008</u>				
Net sales.....	\$433,379	\$453,464	\$435,699	\$507,598
Gross profit.....	138,469	157,234	147,791	172,585
Net earnings.....	21,779	27,077	27,523	33,011
Earnings per share:				
Basic earnings per share.....	\$ 0.49	\$ 0.61	\$ 0.61	\$ 0.74
Diluted earnings per share.....	0.48	0.60	0.60	0.73
Dividends per share.....	0.08	0.08	0.08	0.08

See notes to the consolidated financial statements for additional financial information.

REPORT OF THE CORPORATION

The consolidated financial statements appearing in Item 8 of this Form 10-K have been prepared by the Corporation in conformity with accounting principles generally accepted in the United States of America. The financial statements necessarily include some amounts that are based on the best estimates and judgments of the Corporation. Other financial information in the Annual Report on Form 10-K is consistent with that in the financial statements.

The Corporation maintains accounting systems, procedures, and internal accounting controls designed to provide reasonable assurance that assets are safeguarded and that transactions are executed in accordance with the appropriate corporate authorization and are properly recorded. The accounting systems and internal accounting controls are augmented by written policies and procedures, organizational structure providing for a division of responsibilities, selection and training of qualified personnel and an internal audit program. The design, monitoring, and revision of internal accounting control systems involve, among other things, management's judgment with respect to the relative cost and expected benefits of specific control measures. Management of the Corporation has completed an assessment of the Corporation's internal controls over financial reporting and has included "Management's Annual Report on Internal Control Over Financial Reporting" in Item 9A of this Form 10-K.

Deloitte & Touche LLP, independent auditors, performed an audit of the Corporation's financial statements that also included forming an opinion on the internal controls over financial reporting of the Corporation for the year ended December 31, 2009. An audit includes examining, on a test basis, evidence supporting the amounts and disclosures in the financial statements. An audit also includes assessing the accounting principles used and significant estimates made by management, as well as evaluating the overall financial statement presentation. The objective of their audit is the expression of an opinion on the fairness of the Corporation's financial statements in conformity with accounting principles generally accepted in the United States of America, in all material respects, and on the internal controls over financial reporting as of December 31, 2009.

The Audit Committee of the Board of Directors, composed entirely of directors who are independent of the Corporation, appoints the independent auditors for ratification by stockholders and, among other things, considers the scope of the independent auditors' examination, the audit results, and the adequacy of internal accounting controls of the Corporation. The independent auditors and the internal auditor have direct access to the Audit Committee, and they meet with the committee from time to time, with and without management present, to discuss accounting, auditing, non audit consulting services, internal control, and financial reporting matters.

REPORT OF INDEPENDENT REGISTERED PUBLIC ACCOUNTING FIRM

To the Board of Directors and Stockholders of
CURTISS-WRIGHT CORPORATION
Parsippany, New Jersey

We have audited the accompanying consolidated balance sheets of Curtiss-Wright Corporation and subsidiaries (the “Company”) as of December 31, 2009 and 2008, and the related consolidated statements of earnings, stockholders’ equity, and cash flows for each of the three years in the period ended December 31, 2009. Our audits also included the financial statement schedule listed in the Index at Item 15. These financial statements and financial statement schedule are the responsibility of the Company’s management. Our responsibility is to express an opinion on these financial statements and financial statement schedule based on our audits.

We conducted our audits in accordance with the standards of the Public Company Accounting Oversight Board (United States). Those standards require that we plan and perform the audit to obtain reasonable assurance about whether the financial statements are free of material misstatement. An audit includes examining, on a test basis, evidence supporting the amounts and disclosures in the financial statements. An audit also includes assessing the accounting principles used and significant estimates made by management, as well as evaluating the overall financial statement presentation. We believe that our audits provide a reasonable basis for our opinion.

In our opinion, such consolidated financial statements present fairly, in all material respects, the financial position of the Company at December 31, 2009 and 2008, and the results of their operations and their cash flows for each of the three years in the period ended December 31, 2009, in conformity with accounting principles generally accepted in the United States of America. Also, in our opinion, such financial statement schedule, when considered in relation to the basic consolidated financial statements taken as a whole, presents fairly, in all material respects, the information set forth therein.

We have also audited, in accordance with the standards of the Public Company Accounting Oversight Board (United States), the Company’s internal control over financial reporting as of December 31, 2009, based on the criteria established in *Internal Control—Integrated Framework* issued by the Committee of Sponsoring Organizations of the Treadway Commission and our report dated February 23, 2010 expressed an unqualified opinion on the Company’s internal control over financial reporting.

/s/ Deloitte & Touche LLP

Parsippany, New Jersey
February 23, 2010

REPORT OF INDEPENDENT REGISTERED PUBLIC ACCOUNTING FIRM

To the Board of Directors and Stockholders of
CURTISS-WRIGHT CORPORATION
Parsippany, New Jersey

We have audited the internal control over financial reporting of Curtiss-Wright Corporation and subsidiaries (the “Company”) as of December 31, 2009, based on criteria established in *Internal Control—Integrated Framework* issued by the Committee of Sponsoring Organizations of the Treadway Commission. As described in Management’s Annual Report on Internal Control Over Financial Reporting, management excluded from its assessment the internal control over financial reporting at EST Group, Inc., Nu-Torque, and Skyquest Systems Ltd. (collectively the “Acquired Businesses”) which were acquired during the year ended December 31, 2009 and whose financial statements constitute 3.5% of total assets, 0.1% of equity, 1.3% of revenues, and 1.7% of net income of the consolidated financial statement amounts as of and for the year ended December 31, 2009. Accordingly, our audit did not include the internal control over financial reporting at the Acquired Businesses. The Company’s management is responsible for maintaining effective internal control over financial reporting and for its assessment of the effectiveness of internal control over financial reporting, included in the accompanying Management’s Annual Report on Internal Control Over Financial Reporting. Our responsibility is to express an opinion on the Company’s internal control over financial reporting based on our audit.

We conducted our audit in accordance with the standards of the Public Company Accounting Oversight Board (United States). Those standards require that we plan and perform the audit to obtain reasonable assurance about whether effective internal control over financial reporting was maintained in all material respects. Our audit included obtaining an understanding of internal control over financial reporting, assessing the risk that a material weakness exists, testing and evaluating the design and operating effectiveness of internal control based on the assessed risk, and performing such other procedures as we considered necessary in the circumstances. We believe that our audit provides a reasonable basis for our opinion.

A company’s internal control over financial reporting is a process designed by, or under the supervision of, the company’s principal executive and principal financial officers, or persons performing similar functions, and effected by the company’s board of directors, management, and other personnel to provide reasonable assurance regarding the reliability of financial reporting and the preparation of financial statements for external purposes in accordance with generally accepted accounting principles. A company’s internal control over financial reporting includes those policies and procedures that (1) pertain to the maintenance of records that, in reasonable detail, accurately and fairly reflect the transactions and dispositions of the assets of the company; (2) provide reasonable assurance that transactions are recorded as necessary to permit preparation of financial statements in accordance with generally accepted accounting principles, and that receipts and expenditures of the company are being made only in accordance with authorizations of management and directors of the company; and (3) provide reasonable assurance regarding prevention or timely detection of unauthorized acquisition, use, or disposition of the company’s assets that could have a material effect on the financial statements.

Because of the inherent limitations of internal control over financial reporting, including the possibility of collusion or improper management override of controls, material misstatements due to error or fraud may not be prevented or detected on a timely basis. Also, projections of any evaluation of the effectiveness of the internal control over financial reporting to future periods are subject to the risk that the controls may become inadequate because of changes in conditions, or that the degree of compliance with the policies or procedures may deteriorate.

In our opinion, the Company maintained, in all material respects, effective internal control over financial reporting as of December 31, 2009, based on the criteria established in *Internal Control—Integrated Framework* issued by the Committee of Sponsoring Organizations of the Treadway Commission.

We have also audited, in accordance with the standards of the Public Company Accounting Oversight Board (United States), the consolidated financial statements and financial statement schedule as of and for the year ended December 31, 2009 of the Company and our report dated February 23, 2010 expressed an unqualified opinion on those financial statements and financial statement schedule.

/s/ Deloitte & Touche LLP
Parsippany, New Jersey
February 23, 2010

Item 9. Changes in and Disagreements with Accountants on Accounting and Financial Disclosure.

None.

Item 9A. Controls And Procedures.

Disclosure Controls and Procedures

As of December 31, 2009, the Corporation's management, including the Corporation's Chief Executive Officer and Chief Financial Officer, conducted an evaluation of the Corporation's disclosure controls and procedures, as such term is defined in Rules 13a-15(e) and 15d-15(e) under the Securities Exchange Act of 1934, as amended (the "Exchange Act"). Based on such evaluation, the Corporation's Chief Executive Officer and Chief Financial Officer concluded that the Corporation's disclosure controls and procedures are effective. as of December 31, 2009 insofar as they are designed to ensure that information required to be disclosed by us in the reports that we file or submit under the Exchange Act is recorded, processed, summarized and reported, within the time periods specified in the Commission's rules and forms, and they include, without limitation, controls and procedures designed to ensure that information required to be disclosed by us in the reports we file or submit under the Exchange Act is accumulated and communicated to our management, including our principal executive and principal financial officers, or persons performing similar functions, as appropriate to allow timely decisions regarding required disclosure.

Management's Annual Report On Internal Control Over Financial Reporting

The Corporation's management is responsible for establishing and maintaining adequate internal control over financial reporting, as defined in Rules 13a-15(f) and 15d-15(f) under the Securities Exchange Act of 1934, as amended.

Because of its inherent limitations, internal control over financial reporting may not prevent or detect misstatements. Also, projections of the future effectiveness of controls currently deemed effective are subject to the risk that controls may become inadequate because of changes in conditions or deterioration in the degree of compliance with the policies or procedures.

As discussed in Note 2 to the consolidated financial statements, the Corporation acquired EST Group Inc., Nu-Torque, and Skyquest Systems LTD., during the year ended December 31, 2009. These acquisitions with combined assets, equity, current year revenues and net income at December 31, 2009, represent 3.5%, 0.1%, 1.3% and 1.7%, respectively of the consolidated financial statement amounts, and have been excluded from management's assessment of internal control over financial reporting.

The Corporation's management assessed the effectiveness of the Corporation's internal control over financial reporting as of December 31, 2009. In making this assessment, the Corporation's management used the criteria established by the Committee of Sponsoring Organizations of the Treadway Commission in Internal Control-Integrated Framework.

Based on management's assessment, excluding the acquired companies referred to in the third paragraph, management believes that as of December 31, 2009, the Corporation's internal control over financial reporting is effective based on the established criteria.

The Corporation's internal controls over financial reporting as of December 31, 2009 have been audited by Deloitte & Touche LLP, an independent registered public accounting firm, and their report thereon is included in Item 8 of this Annual Report on Form 10-K.

Changes in Internal Control over Financial Reporting

There were no changes in the Corporation's internal control over financial reporting during the most recently completed fiscal quarter that materially affected, or are reasonably likely to materially affect, our internal control over financial reporting.

Item 9B. Other Information.

None.

PART III

The information required by Items 10, 11, 12, 13, and 14 of Part III of this report, to the extent not set forth herein, is incorporated herein by reference from the registrant's definitive proxy statement relating to the annual meeting of stockholders to be held on May 7, 2010, which definitive proxy statement shall be filed with the Securities and Exchange Commission within 120 days after the end of the fiscal year to which this report relates. Information required by Item 401(b) of Regulation S-K is included in Part I of this report under the caption "Executive Officers" and information required by Item 201(d) of Regulation S-K is included in Part II of this report under the caption "Securities Authorized For Issuance Under Equity Compensation Plans".

PART IV

Item 15. Exhibits, Financial Statement Schedule.

(a) Financial Statements and Footnotes

	<u>Page</u>
1. The following are documents filed as part of this report in Part II, Item 8:	
Consolidated Statements of Earnings	50
Consolidated Balance Sheets	51
Consolidated Statements of Cash Flows	52
Consolidated Statements of Shareholders' Equity	53
Notes to Consolidated Financial Statements	54
2. Financial Statement Schedule	
Schedule II—Valuation and Qualifying Accounts	104
All other financial statement schedules have been omitted because they are either not required, not applicable or the required information is shown in the Consolidated Financial Statements or Notes thereto.	

(b) Exhibits

- 2.1 —Agreement and Plan of Merger and Recapitalization, dated as of February 1, 2005, by and between the Registrant and CW Merger Sub, Inc. (incorporated by reference to Exhibit 2.1 to Form 8-K filed February 3, 2005).
- 3.1 —Amended and Restated Certificate of Incorporation (incorporated by reference to Form 8-A/A filed May 24, 2005).
- 3.2 —Amended and Restated By-Laws (incorporated by reference to Form 8-K filed November 17, 2008).
- 3.3 —Form of stock certificate for Common Stock (incorporated by reference to Form 8-K filed November 17, 2008).
- 4.1 —Agreement to furnish to the Commission upon request a copy of any long-term debt instrument where the amount of the securities authorized thereunder does not exceed 10% of the total assets of the Registrant and its subsidiaries on a consolidated basis (incorporated by reference to Exhibit 4 to Form 10-K for the year ended December 31, 1985).
- 4.2 —Second Amended and Restated Rights Agreement, dated as of May 24, 2005, between the Registrant and American Stock Transfer & Trust Company, as Rights Agent (incorporated by reference to Registration Statement on Form 8-A/A filed May 24, 2005).
- 10.1 —Modified Incentive Compensation Plan, as amended November 9, 1989 (incorporated by reference to Exhibit 10(a) to Form 10-Q for the quarter ended September 30, 1989).*
- 10.2 —Curtiss-Wright Corporation 2005 Omnibus Long-Term Incentive Plan (incorporated by reference to Appendix B to Proxy Statement filed April 5, 2005).*

- 10.3 —Form of Long Term Incentive Award Agreement, dated January 1, 2006, between the Registrant and the executive officers of the Registrant (incorporated by reference to Exhibit 10.3 to Form 10-K for the year ended December 31, 2005).*
- 10.4 —Revised Standard Employment Severance Agreement with Certain Management of the Registrant (incorporated by reference to Exhibit 10 to Form 10-Q for the quarter ended June 30, 2001).*
- 10.5 —Retirement Benefits Restoration Plan as amended April 15, 1997 (incorporated by reference to Exhibit 10 to Form 10-Q for quarter ended June 30, 1997).*
- 10.6 —Restated and Amended Curtiss-Wright Corporation Retirement Plan and Instrument of Amendment No. 1, as amended through February 28, 2002 (incorporated by reference to Exhibit (10)(v) to Form 10-K for the year ended December 31, 2001), and Instrument of Amendment No. 2 (incorporated by reference to Exhibit 10 to Form 10-Q for the quarter ended September 30, 2004).*
- 10.7 —Instruments of Amendment Nos. 2 through 5 to the Curtiss-Wright Corporation Retirement Plan (incorporated by reference to Exhibit 10.3 to Form 10-Q for the quarter ended June 30, 2005).*
- 10.8 —Instruments of Amendment Nos. 6 and 7 to the Curtiss-Wright Corporation Retirement Plan (incorporated by reference to Exhibit 10 to Form 10-K for the year ended December 31, 2005). *
- 10.9 —Instrument of Amendment No. 8 to the Curtiss-Wright Corporation Retirement Plan, as amended and restated effective January 1, 2001 (incorporated by reference to Exhibit 10 to Form 10-K for the year ended December 31, 2006) *
- 10.10 —Instrument of Amendment No. 9 to the Curtiss-Wright Corporation Retirement Plan, as amended and restated effective January 1, 2001 (incorporated by reference to Exhibit 10 to Form 10-K for the year ended December 31, 2006) *
- 10.11 —Instrument of Amendment No. 10 to the Curtiss-Wright Corporation Retirement Plan, as amended and restated effective January 1, 2001 (incorporated by reference to Exhibit 10 to Form 10-K for the year ended December 31, 2006) *
- 10.12 —Instrument of Amendment No. 11 to the Curtiss-Wright Corporation Retirement Plan, as amended and restated effective January 1, 2001 (incorporated by reference to Exhibit 10 to Form 10-K for the year ended December 31, 2006) *
- 10.13 —Instrument of Amendment No. 12 to the Curtiss-Wright Corporation Retirement Plan, as amended and restated effective January 1, 2001 (incorporated by reference to Exhibit 10 to Form 10-Q filed for the quarter ended September 30, 2007) *
- 10.14 —Instrument of Amendment No. 13 to the Curtiss-Wright Corporation Retirement Plan, as amended and restated effective January 1, 2001 (incorporated by reference to Exhibit 10 to Form 10-K for the year ended December 31, 2007)*
- 10.15 —Instrument of Amendment No. 14 to the Curtiss-Wright Corporation Retirement Plan, as amended and restated effective January 1, 2001 (incorporated by reference to Exhibit 10 to Form 10-K for the year ended December 31, 2008).*
- 10.16 —Instrument of Amendment No. 15 to the Curtiss-Wright Corporation Retirement Plan, as amended and restated effective January 1, 2001 (filed herewith).*
- 10.17 —Instrument of Amendment No. 16 to the Curtiss-Wright Corporation Retirement Plan, as amended and restated effective January 1, 2001 (filed herewith).*
- 10.18 —Instrument of Amendment No. 17 to the Curtiss-Wright Corporation Retirement Plan, as amended and restated effective January 1, 2001 (filed herewith).*
- 10.19 —Restated and Amended Curtiss-Wright Corporation Savings and Investment Plan, dated February 28, 2002 (incorporated by reference to Exhibit (10)(v) to Form 10-K for the year ended December 31, 2001).*
- 10.20 —Instrument of Amendment Nos. 1 and 2 to the Curtiss-Wright Corporation Savings and Investment Plan (incorporated by reference to Exhibit 10.5 to Form 10-Q for the quarter ended June 30, 2005).*

- 10.21 —Instrument of Amendment Nos. 4 through 11 to the Curtiss-Wright Corporation Savings and Investment Plan (incorporated by reference to Exhibit 10 to Form 10-K for the year ended December 31, 2008).*
- 10.22 —Instrument of Amendment No. 12 to the Curtiss-Wright Corporation Savings and Investment Plan (filed herewith).*
- 10.23 —Instrument of Amendment No. 13 to the Curtiss-Wright Corporation Savings and Investment Plan (filed herewith).*
- 10.24 —Instrument of Amendment Nos. 2 and 3 to the Curtiss-Wright Corporation Savings and Investment Plan (incorporated by reference to Exhibit 10 to Form 10-K for the year ended December 31, 2005).*
- 10.25 —Curtiss-Wright Electro-Mechanical Corporation Pension Plan, dated October 29, 2002 (incorporated by reference to Exhibit (10)(vii) to Form 10-K for the year ended December 31, 2002).*
- 10.26 —Instruments of Amendment Nos. 1 and 2 to the Curtiss-Wright Electro-Mechanical Corporation Pension Plan (incorporated by reference to Exhibit 10.4 to Form 10-Q for the quarter ended June 30, 2005).*
- 10.27 —Instruments of Amendment Nos. 3 through 6 to the Curtiss-Wright Electro-Mechanical Corporation Pension Plan (incorporated by reference to Exhibit 10 to Form 10-K for the year ended December 31, 2005). *
- 10.28 —Instrument of Amendment No. 7 to the Curtiss-Wright Electro-Mechanical Division Pension Plan (incorporated by reference to Exhibit 10 to Form 10-K for the year ended December 31, 2006) *
- 10.29 —Instrument of Amendment No. 8 to the Curtiss-Wright Electro-Mechanical Division Pension Plan (incorporated by reference to Exhibit 10 to Form 10-K for the year ended December 31, 2006) *
- 10.30 —Form of indemnification Agreement entered into by the Registrant with each of its directors (incorporated by reference to Exhibit 10 to Form 10-K for the year ended December 31, 2008).
- 10.31 —Curtiss-Wright Electro-Mechanical Corporation Savings Plan, dated January 1, 2004 (incorporated by reference to Exhibit (10)(xviii) to Form 10-K for the year ended December 31, 2003).*
- 10.32 —Instrument of Amendment No. 1 to the Curtiss-Wright Electro-Mechanical Corporation Savings Plan (incorporated by reference to Exhibit 10.6 to Form 10-Q for the quarter ended June 30, 2005).*
- 10.33 —Instrument of Amendment Nos. 2 and 3 to the Curtiss-Wright Electro-Mechanical Corporation Savings Plan (incorporated by reference to Exhibit 10 to Form 10-K for the year ended December 31, 2005). *
- 10.34 —Instrument of Amendment Nos. 4, 5 and 6 to the Curtiss-Wright Electro-Mechanical Corporation Savings Plan (incorporated by reference to Exhibit 10 to Form 10-K for the year ended December 31, 2008).*
- 10.35 —Instrument of Amendment Nos. 7, 8, 9, and 10 to the Curtiss-Wright Electro-Mechanical Corporation Savings Plan (filed herewith).*
- 10.36 —Curtiss-Wright Corporation 2005 Stock Plan for Non-Employee Directors (incorporated by reference to Appendix C to Proxy Statement filed April 5, 2005).*
- 10.37 —Amended and Revised Curtiss-Wright Corporation Executive Deferred Compensation Plan, as amended November 2006 (incorporated by reference to Exhibit 10 to Form 10-K for the year ended December 31, 2006) *
- 10.38 —Change In Control Severance Protection Agreement, dated July 9, 2001, between the Registrant and Chief Executive Officer of the Registrant (incorporated by reference to Exhibit 10.1 to Form 10-Q for the quarter ended September 30, 2001).*
- 10.39 —Standard Change In Control Severance Protection Agreement, dated July 9, 2001, between the Registrant and Key Executives of the Registrant (incorporated by reference to Form 10-Q for the quarter ended September 30, 2001).*

- 10.40 —Trust Agreement, dated January 20, 1998, between the Registrant and PNC Bank, National Association (incorporated by reference to Exhibit 10(a) to Form 10-Q for the quarter ended March 31, 1998).*
- 10.41 —Consulting Agreement, dated April 30, 2009, between the Registrant and Edward Bloom (incorporated by reference to Exhibit 10 to Form 10-Q for the quarter ended March 31, 2009).*
- 10.42 —Curtiss-Wright Corporation 2003 Employee Stock Purchase Plan (incorporated by reference to Appendix VII to Proxy Statement filed March 28, 2003).*
- 10.43 —Curtiss-Wright Corporation Employee Stock Purchase Plan (filed herewith).*
- 10.44 —Note Purchase Agreement between the Registrant and certain Institutional Investors, dated September 25, 2003 (incorporated by reference to Exhibit 10.1 to Form 8-K filed October 3, 2003).
- 10.45 —Restrictive Legends on Notes subject to Purchase Agreement between the Registrant and certain Institutional Investors, dated September 25, 2003 (incorporated by reference to Exhibit 10.2 to Form 8-K filed October 3, 2003).
- 10.46 —Note Purchase Agreement between the Registrant and certain Institutional Investors, dated December 1, 2005 (incorporated by reference to Exhibit 10.1 to Form 8-K filed December 5, 2005).
- 10.47 —Restrictive Legends on Notes subject to Purchase Agreement between the Registrant and certain Institutional Investors, dated December 1, 2005 (incorporated by reference to Exhibit 10.2 to Form 8-K filed December 5, 2005).
- 10.48 —2006 Modified Incentive Compensation Plan (incorporated by reference to Appendix B to Company's 2006 Definitive Proxy Statement on Schedule 14A filed March 29, 2006). *
- 10.49 —Restricted Stock Unit Agreement, dated October 9, 2006, by and between the Registrant and David Linton (incorporated by reference to Exhibit 10 to Form 8-K filed October 11, 2006). *
- 10.50 —Restricted Stock Unit Agreement, dated October 23, 2007, by and between the Registrant and David Linton (incorporated by reference to Exhibit 10 to Form 8-K filed October 25, 2007). *
- 10.51 —Restricted Stock Unit Agreement, dated October 9, 2006, by and between the Registrant and David Adams (incorporated by reference to Exhibit 10 to Form 8-K filed October 16, 2006). *
- 10.52 —Restricted Stock Unit Agreement, dated October 23, 2007, by and between the Registrant and David Adams (incorporated by reference to Exhibit 10 to Form 8-K filed October 25, 2007). *
- 10.53 —Second Amended and Restated Credit Agreement dated as of August 10, 2007 among the Registrant, and Certain Subsidiaries as Borrowers; the Lenders parties thereto; Bank of America, N.A., as Administrative Agent; Swingline Lender, and L/C Issuer; J.P. Morgan Chase Bank, N.A., as Syndication Agent; and Sun Trust Bank and Citibank N.A., as Co-Documentation Agents (incorporated by reference to Exhibit 10 to Form 10-K/A for the year ended December 31, 2008)**
- 21 —Subsidiaries of the Registrant (filed herewith)
- 23 —Consent of Independent Registered Public Accounting Firm (filed herewith).
- 31.1 —Certification of Martin R. Benante, Chairman and CEO, Pursuant to Rule 13a-14(a) (filed herewith).
- 31.2 —Certification of Glenn E. Tynan, Chief Financial Officer, Pursuant to Rule 13a-14(a) (filed herewith).
- 32 —Certification of Martin R. Benante, Chairman and CEO and Glenn E. Tynan, Chief Financial Officer, Pursuant to 18 U.S.C. Section 1350 (filed herewith).

* Indicates contract or compensatory plan or arrangement

** Confidential treatment has been requested with respect to certain portions of this exhibit consisting of 18 pages pursuant to a request for confidential treatment under Rule 24b-2 promulgated under the Securities Exchange Act of 1934, as amended. Omitted portions have been filed separately with the Securities and Exchange Commission.

CURTISS-WRIGHT CORPORATION and SUBSIDIARIES
Schedule II-Valuation And Qualifying Accounts
for the Years Ended December 31, 2009, 2008, and 2007
(In thousands)

<u>Description</u>	<u>Balance at Beginning of Period</u>	<u>Additions</u>		<u>Deductions (Describe)</u>	<u>Balance at End of Period</u>
		<u>Charged to Costs and Expenses</u>	<u>Charged to Other Accounts (Describe)</u>		
Deducted from assets to which they apply:					
<i>Year-ended December 31, 2009</i>					
Reserves for inventory obsolescence	\$34,283	\$12,931	\$1,751 ^(A)	\$ 9,226 ^(B)	\$39,739
Reserves for doubtful accounts and notes	4,824	3,633	66 ^(A)	4,526 ^(C)	3,997
Tax valuation allowance	5,375	55	494 ^(A)	—	5,924
Total	<u>\$44,482</u>	<u>\$16,619</u>	<u>\$2,311</u>	<u>\$13,752</u>	<u>\$49,660</u>
<i>Year-ended December 31, 2008</i>					
Reserves for inventory obsolescence	\$30,999	\$ 9,525	\$ 884 ^(A)	\$ 7,125 ^(B)	\$34,283
Reserves for doubtful accounts and notes	5,347	4,153	(115) ^(A)	4,561 ^(C)	4,824
Tax valuation allowance	—	356	5,019 ^(A)	—	5,375
Total	<u>\$36,346</u>	<u>\$14,034</u>	<u>\$5,788</u>	<u>\$11,686</u>	<u>\$44,482</u>
<i>Year-ended December 31, 2007</i>					
Reserves for inventory obsolescence	\$26,152	\$ 8,449	\$3,450 ^(A)	\$ 7,052 ^(B)	\$30,999
Reserves for doubtful accounts and notes	5,389	2,320	(689) ^(A)	1,673 ^(C)	5,347
Total	<u>\$31,541</u>	<u>\$10,769</u>	<u>\$2,761</u>	<u>\$ 8,725</u>	<u>\$36,346</u>

Notes:

- (A) Primarily amounts acquired from business combinations and currency translation adjustments.
- (B) Write-off and sale of obsolete inventory.
- (C) Write-off of bad debt and collections on previously reserved accounts.

SIGNATURES

Pursuant to the requirements of Section 13 or 15(d) of the Securities Exchange Act of 1934, the Registrant has duly caused this report to be signed on its behalf by the undersigned, thereunto duly authorized.

CURTISS-WRIGHT CORPORATION
(Registrant)

Date: February 23, 2010 By: /s/ MARTIN R. BENANTE
Martin R. Benante
Chairman and CEO

Pursuant to the requirements of the Securities Exchange Act of 1934, this report has been signed below by the following persons on behalf of the Registrant and in the capacities and on the dates indicated.

Date: February 23, 2010 By: /s/ GLENN E. TYNAN
Glenn E. Tynan
Chief Financial Officer

Date: February 23, 2010 By: /s/ GLENN COLEMAN
Glenn Coleman
Controller

Date: February 23, 2010 By: /s/ MARTIN R. BENANTE
Martin R. Benante
Director

Date: February 23, 2010 By: /s/ S. MARCE FULLER
S. Marce Fuller
Director

Date: February 23, 2010 By: /s/ ALLEN A. KOZINSKI
Allen A. Kozinski
Director

Date: February 23, 2010 By: /s/ CARL G. MILLER
Carl G. Miller
Director

Date: February 23, 2010 By: /s/ WILLIAM B. MITCHELL
William B. Mitchell
Director

Date: February 23, 2010 By: /s/ JOHN R. MYERS
John R. Myers
Director

Date: February 23, 2010 By: /s/ JOHN B. NATHMAN
John B. Nathman
Director

Date: February 23, 2010 By: /s/ WILLIAM W. SIHLER
William W. Sihler
Director

Date: February 23, 2010 By: /s/ ALBERT E. SMITH
Albert E. Smith
Director

**CURTISS-WRIGHT CORPORATION
RETIREMENT PLAN
As Amended and Restated effective January 1, 2001
FIFTEENTH INSTRUMENT OF AMENDMENT**

Recitals:

1. Curtiss-Wright Corporation (“the Company”) has heretofore adopted the Curtiss-Wright Corporation Retirement Plan (“the Plan”).
2. The Company caused the Plan to be amended and restated in its entirety, effective as of January 1, 2001, and has since caused the Plan to be further amended.
3. Subsequent to the most recent amendment of the Plan, it has become necessary to further amend the Plan to update the definition of Committee to reflect administrative practices, to comply with the final 415 regulations, to reflect Union benefit rate changes, to update the Plan for acquisitions, and to reflect the Heroes Earnings Assistance and Relief Tax Act of 2008 (the “HEART Act”).
4. Subsequent to the most recent amendment of the Plan, it has become necessary to further amend the EMD component of the Plan (merged into the Plan as of January 1, 2007) to comply with the final 415 regulations, to reflect changes to comply with the HEART Act, and to allow for employees that transfer from EMS to Benshaw to continue participating in the EMD component of the Plan.
5. Articles 12.01 and 12.02 of the Plan permit the Company to amend the Plan, by written instrument, at any time and from time to time.

Amendment:

For the reasons set forth in the Recitals to this Instrument of Amendment, the Plan is hereby amended in the following respects:

1. Article 1.09 is amended to delete the existing language and replace it as follows, effective June 9, 2008:
“Administrative Committee’ shall mean the person(s) appointed by the Company to act on behalf of the Company as the sponsor and ‘named fiduciary’ (within the meaning of section 402(a)(2) of ERISA), as appropriate, with respect to Plan administrative matters. When performing any activity or exercising any authority under the provisions of the Plan, the Administrative Committee shall be deemed to act solely on behalf of the Company, and not in an individual capacity.”

Wherever the term Committee is used in the Plan Document it is replaced with the term Administrative Committee.

2. The second paragraph of Article 1.11 is amended in its entirety to read as follows, effective January 1, 2009:
“Compensation shall include only that Compensation which is actually paid to the Participant during the applicable period, provided, however, payments under the Company’s cash based incentive compensation plans and for accrued vacation pay shall be taken into account in the periods to which such payments relate. Effective January 1, 2009, Compensation shall also include ‘differential wage payments’ pursuant to the Heroes Earnings Assistance and Relief Tax Act of 2008. Except as provided elsewhere in this Plan, the applicable period shall be the Plan Year.”
3. Article 2.03 is amended by adding the following new paragraph (d) to read as follows, effective January 1, 2007:
“(d) Notwithstanding any provisions of the Plan to the contrary, an Employee who dies or incurs a disability on or after January 1, 2007 while performing qualified military service shall be treated as if he returned to the service of the Employer on the day preceding his death or disability and terminated employment the following day.”

4. Article 6.10(b) is amended by adding the following new sentences to the end to read as follows, effective January 1, 2008:

“Effective January 1, 2008, remuneration shall also include amounts required to be recognized under the provisions of Section 1.415(c)-2(e). Remuneration shall not exceed the limitation on compensation under Section 401(a)(17) of the Code.”
5. Article 8.01 is amended by adding a new paragraph (e) to read as follows, effective January 1, 2008:

“(e) Notwithstanding any provision to the contrary, if a Participant who has a vested interest in his retirement benefit dies after January 1, 2007 while performing qualified military service pursuant to the Heroes Earnings Assistance and Tax Relief Act of 2008 and before payment of his benefit commences, then that Participant shall be treated as an Employee in active service for purposes of this Article.”
6. Article 9.02(a)(vii) is amended to update benefits provided to Metal Improvement Company, LLC.-Vernon Division Section by adding the following sub-paragraph to the end thereof, effective January 1, 2010:

“(G) With Benefits commencing on and after January 1, 2010, \$18.00 multiplied by his years of credited service on and after January 1, 2010, for any pension payments due for months commencing on and after January 1, 2010.”
7. Article 11.02 is amended to delete the existing language and replace it as follows, effective June 9, 2008:

“11.02 Administrative Committee’s Authority and Powers.

The Administrative Committee (or its delegate) may act on the Company’s behalf as the sponsor and “named fiduciary” of the Plan with respect to Plan administrative matters. Acting on behalf of the Company, and subject to the terms of the Plan, the Trust Agreement and applicable resolutions of the Board, the Administrative Committee (or its delegate) has full and absolute discretion and authority to control and manage the operation and administration of the Plan, and to interpret and apply the terms of the Plan and the Trust Agreement. This full and absolute discretion and authority includes, but is not limited to, the power to:

 - (a) interpret, construe, and apply the provisions of the Plan and Trust Agreement, and any construction adopted by the Administrative Committee in good faith shall be final and binding;
 - (b) adopt Plan amendments that (1) are required by ERISA or other applicable law or regulation governing qualification of employee benefit plans, or are necessary for Plan administration, and which do not materially increase costs to the Plan or the Company or materially change Participants’ benefits under the Plan, (2) implement special rules for acquisitions, sales, and other dispositions, or (3) clarify ambiguous or unclear Plan provisions; provided that such amendments will be made in writing and will be made according to procedures established by the Administrative Committee;
 - (c) review appeals from the denial of benefits; and
 - (d) manage the cost and financial aspects of the Plan.

The Administrative Committee may employ, appoint, and dismiss advisors and advisory committees as the Administrative Committee deems necessary to carry out the provisions of the Plan and the Trust Agreement, including attorneys, accountants, actuaries, clerks, or other agents, and may delegate any of its authority and duties to such persons.”
8. Schedule J is amended to be updated for certain acquisitions of the Curtiss-Wright Corporation whose Employees are eligible to participate in this Plan:
 - a. Paragraph 25 is amended effective January 1, 2009, to add this second sentence as follows:
 - (i) “Effective January 1, 2009, any Employee who is employed at any operations or facilities acquired by the Employer in its acquisition of IMES Engineering, Inc. shall be eligible to participate in the Cash Balance Account as described in Article 4.”
 - (ii) For purposes of determining Vesting Years of Service, vesting service shall commence with his or her most recent date of hire with IMES Engineering, Inc. immediately prior to its acquisition by Curtiss-Wright Corporation.
 - (iii) Notwithstanding any provision in this Plan to the contrary, an Employee at the operations and facilities acquired by the Employer in its acquisition of IMES Engineering, Inc., who is not an

Employee of IMES Engineering, Inc., on January 1, 2009 shall be eligible to become a Participant in accordance with Article 2.01(b), but shall not accrue any benefits under the Plan, except for benefits determined in accordance with Article 4.”

b. Paragraph 32 is added effective September 3, 2008 to read as follows:

“32. Parylene Coating Services, Inc. (PCS)

(i) Notwithstanding any provision in this Plan to the contrary, the following rules shall apply to an Employee hired on September 3, 2008 whose immediate prior service was with Parylene Coating Services, Inc. (PCS) and who was employed by such entity at such date:

(A) Such an Employee shall be eligible to participate in the Plan as of his or her date of hire, and shall remain eligible so long as he or she continues to satisfy the eligibility requirements in Article 2.01(b)(i) and (ii), provided, however, that such an Employee shall not accrue any benefits under the Plan, except for benefits determined in accordance with Article 4.

(B) For purposes of determining Vesting Years of Service, vesting service shall commence with his or her most recent date of hire with Parylene Coating Services, Inc. (PCS) immediately prior to its acquisition by Curtiss-Wright Corporation.

(ii) Notwithstanding any provision in this Plan to the contrary, an Employee at the operations and facilities acquired by the Employer in its acquisition of Parylene Coating Services, Inc. (PCS), who is not an Employee described in paragraph (a), shall be eligible to become a Participant in accordance with Article 2.01(b), but shall not accrue any benefits under the Plan, except for benefits determined in accordance with Article 4.”

c. Paragraph 33 is added effective October 15, 2008 to read as follows:

“33. V-Metro

(a) Notwithstanding any provision in this Plan to the contrary, the following rules shall apply to an Employee hired on October 15, 2008 whose immediate prior service was with V-Metro and who was employed by such entity at such date:

(i) Such an Employee shall be eligible to participate in the Plan as of January 1, 2009, and shall remain eligible so long as he or she continues to satisfy the eligibility requirements in Article 2.01(b)(i) and (ii), provided, however, that such an Employee shall not accrue any benefits under the Plan, except for benefits determined in accordance with Article 4.

(ii) For purposes of determining Vesting Years of Service, vesting service shall commence with his or her most recent date of hire with V-Metro immediately prior to its acquisition by Curtiss-Wright Corporation.

(b) Notwithstanding any provision in this Plan to the contrary, an Employee at the operations and facilities acquired by the Employer in its acquisition of V-Metro, who is not an Employee described in paragraph (a), shall be eligible to become a Participant in accordance with Article 2.01(b), but shall not accrue any benefits under the Plan, except for benefits determined in accordance with Article 4.”

The EMD component of the Plan is amended in the following respects:

1. Effective June 9, 2008, Administrative Committee means the Administrative Committee identified in the Curtiss-Wright Corporation Retirement Plan.

2. A new sentence is added to the end of the first paragraph of Paragraph 8 of Section 1 to read as follows, effective January 1, 2009:

“Effective January 1, 2009, Compensation shall also include ‘differential wage payments’ pursuant to the Heroes Earnings Assistance and Relief Tax Act of 2008.”

3. A new paragraph F is added to the end of Section 8 to read as follows, effective January 1, 2007:

“F. Notwithstanding any provision to the contrary, if an Employee who dies after January 1, 2007 while performing qualified military service pursuant to the Heroes Earnings Assistance and Tax Relief Act of 2008, a benefit shall be paid to his Surviving Spouse pursuant to Subsection 8.B above.”

4. Section 10(c) is amended and restated in its entirety, effective January 1, 2009, to read as follows:
- “Within 90 days prior to his Annuity Starting Date, on a form prescribed by the Administrator, an Employee may elect one of the following forms of pension payment (not including any early retirement supplements provided by this Plan) in lieu of the normal form:

1. Life Annuity – A monthly income payable for his life.
2. 55% Spouse Survivor Annuity – A reduced amount payable monthly for his life with the provision that upon his death an amount equal to 55% of such reduced amount shall be paid monthly for the life of his Surviving Spouse.
3. 55% Joint & Survivor Annuity – A reduced amount payable monthly for his life with the provision that upon his death an amount equal to 55% of such reduced amount shall be paid monthly for the life of his Joint Annuitant.
4. 100% Joint & Survivor Annuity – A reduced amount payable monthly for his life with the provision that upon his death the same amount shall be paid monthly for the life of his Joint Annuitant.
5. Lump Sum – A lump sum settlement of his frozen benefits determined under Subsections 10.I and 10.J below. This lump sum option is not available with respect to Credited Service or benefits accrued after December 31, 1994, except as provided in Subsection 10.I below.
6. Effective January 1, 2008 – a 50% Joint and Survivor Annuity – A reduced amount payable monthly for his life with the provision that upon his death an amount equal to 50% of such reduced amount shall be paid monthly for the life of his Joint Annuitant.

This optional form of benefit is not available to any Employees who are represented by a labor organization or other representative who has entered into a written agreement with an Employer providing for participation in this Plan by the Employees in such unit until such unit(s) agree to in writing, which written agreements will be incorporated herein by reference thereto.

Effective January 1, 2009, this optional form of benefit is available to any Employees represented by a labor organization or other representative who has entered into a written agreement with an Employer providing for participation in this Plan by the Employees in such unit.

If (i) an Employee retires or terminates employment before his Normal Retirement Date, then reaches his Normal Retirement Date before he elects to commence pension payments, and fails to elect one of the forms of pension payment specified above, or (ii) an Employee retires on or after reaching Normal Retirement Date and fails to elect one of the forms of pension payment specified above, the Employee’s pension payments shall, except as provided in Subsection 10.P.3, commence as of the later of his Normal Retirement Date or actual retirement date, and as soon as practicable following the later of his Normal Retirement Date or his actual retirement, in the normal form of payment specified in Subsection 10.A.

An Employee’s election to commence pension payments shall be made in accordance with procedures established by the Administrator, including, but not limited to, procedures regarding (i) the date by which an Employee must request a benefit calculation and election forms based on a particular Annuity Starting Date and (ii) the date by which an Employee must return such forms for the benefit to commence on such Annuity Starting Date. Such procedures shall provide that an Employee’s Annuity Starting Date shall in no event be earlier than the date on which the Employee makes a request for a benefit calculation and election forms.”

5. Appendix B is amended, effective January 1, 2008, by adding the following text at the end of Appendix B.1:

“Effective January 1, 2008, remuneration shall also include amounts required to be recognized under the provisions of Section 1.415(c)-2(e) of the Treasury regulations and amounts permitted to be recognized under the provisions of Section 1.415(c)-2(e)(2) and (3) of the Treasury regulations. Remuneration shall not exceed the limitation on compensation under Section 401(a)(17) of the Code.”

6. A new paragraph D is added to the end of Section 15 to read as follows, effective December 1, 2008:

“D. Transfers to Benschaw. Notwithstanding any other provision of the Plan to the contrary, if an Employee during his period of employment with the Company and all Affiliated Entities is transferred from a position eligible to accrue benefits under the provisions of Section 3 or Section 4 to a position with

Benshaw that is otherwise ineligible for benefits under the applicable Section, the following provisions shall apply:

- (1) Eligibility Service. An Employee's Eligibility Service shall be determined on the basis of his period of employment with the Company and all Affiliated Employers, including Benshaw.
- (2) Credited Service. For purposes of determining an Employee's eligibility for benefits under the Plan (but not the amount of any benefit unless otherwise specified in paragraph (4) below), an Employee's years of Credited Service shall be determined on the basis of his period of employment with the Company including Benshaw, but not otherwise including his period of employment with an Excluded Unit.
- (3) Eligibility for Benefits. Upon an Employee's termination of employment with the Company and all Affiliated Employers, including Benshaw, an Employee shall be entitled to a Normal, Early, or Vested Retirement Pension under the applicable provisions of the Plan if, at the time of his termination of employment, he has satisfied the age, service, and any other requirements of the Plan for such benefit.
- (4) Rules for Determining the Amount of Benefit.
 - (a) If an Employee who is making contributions under the provisions of Section 3 is transferred to a position with Benshaw and on account of such transfer the Employee would be otherwise ineligible to make further contributions, the transferred Employee shall continue to be eligible to make contributions under the provisions of Section 3 and the following provisions shall also apply:
 - I. Credited Service for Benefit Accrual Purposes. All service with Benshaw in such transferred position shall be included in determining the Employee's years of Credited Service for purposes of determining the amount of the Employee's contribution under Section 3 except that any service rendered while the Employee is eligible to participate in another qualified defined benefit pension plan shall be excluded.
 - II. Compensation. Compensation (as defined in Section 1.8) paid by Benshaw to the Employee while employed in such transferred position shall be included for purposes of Section 3 and 4 and this Paragraph D.
 - (b) If an Employee who is accruing benefits under the provisions of Section 4 is transferred to Benshaw and on account of such transfer the Employee would be otherwise ineligible to accrue further benefits under the provisions of Section 4, benefits shall continue to accrue under the provisions of Section 4 after the date of transfer."

Except to the extent amended by this Instrument of Amendment, the Plan shall remain in full force and effect. IN WITNESS WHEREOF, this amendment has been executed on this ____ day of _____, 2008.

Curtiss-Wright Corporation
Benefits Committee

By: _____

Date: _____

**CURTISS-WRIGHT CORPORATION
RETIREMENT PLAN
As Amended and Restated effective January 1, 2001
SIXTEENTH INSTRUMENT OF AMENDMENT**

Recitals:

1. Curtiss-Wright Corporation (“the Company”) has heretofore adopted the Curtiss-Wright Corporation Retirement Plan (“the Plan”).
2. The Company caused the Plan to be amended and restated in its entirety, effective as of January 1, 2001, and has since caused the Plan to be further amended.
3. Subsequent to the most recent amendment of the Plan, it has become necessary to amend the definition of Normal Retirement Age, to clarify that self-inflicted injuries are excluded from the definition of Total and Permanent Disability only to the extent that they are intentional, to update Schedule G4 for negotiated benefits for union employees at Target Rock Corporation, and to reflect recent acquisitions.
4. Subsequent to the most recent amendment of the Plan, it has become necessary to further amend the EMD component of the Plan (merged into the Plan as of January 1, 2007) to clarify that the accelerated vesting schedule does not apply to the EMD component of the Plan, unless required under Section 411 of the Code.
5. Articles 12.01 and 12.02 of the Plan permit the Company to amend the Plan, by written instrument, at any time and from time to time.

Amendment:

For the reasons set forth in the Recitals to this Instrument of Amendment, the Plan is hereby amended in the following respects:

1. **Section 1.30(b)** is amended to accelerate eligibility for a Normal Retirement Benefit from the fifth anniversary of participation to the third anniversary of participation as follows:

“(b) the fifth (5th) anniversary (the third (3rd) anniversary effective January 1, 2008) of the date as of which the Participant commenced employment.”

2. **Section 5.01(a)** is amended in its entirety, effective January 1, 2008, to read as follows:

“(a) Normal Retirement Benefit determined under Section 6.01.

Upon termination of Service prior to Normal Retirement Date, the interest of a Participant in that portion of his Normal Retirement Benefit that is determined in accordance with Section 6.01 shall be vested in accordance with the following schedule, based on the number of Vesting Years of Service of the Participant on the date of his termination of employment:

IF VESTING YEARS OF SERVICE AS OF THE DATE OF TERMINATION EQUAL:	THE PARTICIPANT’S NONFORFEITABLE PERCENTAGE IS:
4 or less	0%
5 or more	100%

Effective January 1, 2008, upon termination of Service prior to Normal Retirement Date, the interest of a Participant in that portion of his Normal Retirement Benefit that is determined in accordance with Section 6.01 shall be vested in accordance with the following schedule, based on the number of Vesting Years of Service of the Participant on the date of his termination of employment:

IF VESTING YEARS OF SERVICE AS OF THE DATE OF TERMINATION EQUAL:	THE PARTICIPANT’S NONFORFEITABLE PERCENTAGE IS:
Less than 3	0%
3 or more	100%”

3. **Section 5.01(b)** is amended in its entirety, effective January 1, 2008, to read as follows:

“(b) Normal Retirement Benefit derived from Cash Balance Account as determined under Article 4.

(i) Participant employed prior to June 1, 1997:

Upon termination of Service prior to attaining his Normal Retirement Age, the interest of a Participant who commenced employment with an Employer or an Affiliated Employer prior to June 1, 1997 in the portion of his Normal Retirement Benefit that is derived from his Cash Balance Account, as determined in accordance with Article 4 shall be vested in accordance with the following schedule based on the number of Vesting Years of Service of the Participant on the date of his termination of Service:

IF VESTING YEARS OF SERVICE AS OF THE DATE OF TERMINATION EQUAL:	THE PARTICIPANT'S NONFORFEITABLE PERCENTAGE IS:
1	20%
2	40%
3	60%
4	80%
5	100%

(ii) Participant not employed prior to June 1, 1997:

Upon termination of Service prior to attaining his Normal Retirement Age, the interest of a Participant who commenced employment with an Employer or an Affiliated Employer on or after June 1, 1997 in the portion of his Normal Retirement Benefit that is derived from his Cash Balance Account, as determined in accordance with Article 4 shall be vested in accordance with the following schedule based on the number of Vesting Years of Service of the Participant on the date of his termination of Service:

IF VESTING YEARS OF SERVICE AS OF THE DATE OF TERMINATION EQUAL:	THE PARTICIPANT'S NONFORFEITABLE PERCENTAGE IS:
4 or less	0%
5 or more	100%

(iii) New Vesting Schedule Effective January 1, 2008:

Notwithstanding the above, upon termination of Service prior to attaining his Normal Retirement Age, the interest of a Participant in the portion of his Normal Retirement Benefit that is derived from his Cash Balance Account, as determined in accordance with Article 4 shall be vested in accordance with the following schedule based on the number of Vesting Years of Service of the Participant on the date of his termination of Service:

IF VESTING YEARS OF SERVICE AS OF THE DATE OF TERMINATION EQUAL:	THE PARTICIPANT'S NONFORFEITABLE PERCENTAGE IS:
Less than 3	0%
3 or more	100%”

4. **Section 9.02(c)(ii)** is amended in its entirety, effective January 1, 2009, to read as follows:

“(ii) A Participant shall be deemed to be totally and permanently disabled, for purposes of this subsection when on the basis of medical evidence satisfactory to the Company he is found to be wholly and permanently prevented from engaging in any occupation or employment for wage or profit as a result of bodily injury or disease, either occupational or non-occupational in cause, provided, however, that no Employee shall be deemed to be totally and permanently disabled for the purposes of the Plan if his disability resulted from an intentional self-inflicted injury, or a hostile act of a foreign power, or resulted from service in the Armed Forces of any country, unless his benefits could first commence on or after January 1, 1989, and he has accumulated five (5) Years of Credited Service since such hostile act or since leaving service in such Armed Forces.”

5. **Schedule G4** is amended effective January 1, 2008, by adding, at the end of Item 7, the following new paragraphs:
- “\$30.00 multiplied by his years of credited service on or after January 1, 2004.
 - \$32.00 multiplied by his years of credited service on or after January 1, 2005.
 - \$34.00 multiplied by his years of credited service on or after January 1, 2006.
 - \$36.00 multiplied by his years of credited service on or after January 1, 2007.
 - \$38.00 multiplied by his years of credited service on or after January 1, 2008.
 - \$41.00 multiplied by his years of credited service on or after January 1, 2009.”
6. **Schedule J** is amended to be updated for certain acquisitions of the Curtiss-Wright Corporation whose Employees are eligible to participate in this Plan:
- (a) Paragraph 34 is added effective January 16, 2009 to read as follows:
- “34. Nu-Torque
- (i) Notwithstanding any provision in this Plan to the contrary, the following rules shall apply to an Employee hired on January 16, 2009 whose immediate prior service was with Nu-Torque and who was employed by such entity at such date:
 - (A) Such an Employee shall be eligible to participate in the Plan as of his or her date of hire, and shall remain eligible so long as he or she continues to satisfy the eligibility requirements in Article 2.01(b)(i) and (ii), provided, however, that such an Employee shall not accrue any benefits under the Plan, except for benefits determined in accordance with Article 4.
 - (B) For purposes of determining Vesting Years of Service, vesting service shall commence with his or her most recent date of hire with Nu-Torque immediately prior to its acquisition by Curtiss-Wright Corporation.
 - (ii) Notwithstanding any provision in this Plan to the contrary, an Employee at the operations and facilities acquired by the Employer in its acquisition of Nu-Torque, who is not an Employee described in paragraph (a), shall be eligible to become a Participant in accordance with Article 2.01(b), but shall not accrue any benefits under the Plan, except for benefits determined in accordance with Article 4.”
- (b) Paragraph 35 is added effective March 6, 2009 to read as follows:
- “35. EST Group
- (a) Notwithstanding any provision in this Plan to the contrary, the following rules shall apply to an Employee hired on March 6, 2009 whose immediate prior service was with EST Group and who was employed by such entity at such date:
 - (i) Such an Employee shall be eligible to participate in the Plan as of July 1, 2009, and shall remain eligible so long as he or she continues to satisfy the eligibility requirements in Article 2.01(b)(i) and (ii), provided, however, that such an Employee shall not accrue any benefits under the Plan, except for benefits determined in accordance with Article 4.
 - (ii) For purposes of determining Vesting Years of Service, vesting service shall commence with his or her most recent date of hire with EST Group immediately prior to its acquisition by Curtiss-Wright Corporation.
 - (b) Notwithstanding any provision in this Plan to the contrary, an Employee at the operations and facilities acquired by the Employer in its acquisition of EST Group, who is not an Employee described in paragraph (a), shall be eligible to become a Participant in accordance with Article 2.01(b), but shall not accrue any benefits under the Plan, except for benefits determined in accordance with Article 4.”
- (c) Paragraph 36 is added effective May 15, 2009 to read as follows:
- “36. Northeast Technology Corporation (NETCO)

- (a) Notwithstanding any provision in this Plan to the contrary, the following rules shall apply to an Employee hired on May 15, 2009 whose immediate prior service was with Northeast Technology Corporation (NETCO) and who was employed by such entity at such date:
 - (i) Such an Employee shall be eligible to participate in the Plan as of his or her date of hire, and shall remain eligible so long as he or she continues to satisfy the eligibility requirements in Article 2.01(b)(i) and (ii), provided, however, that such an Employee shall not accrue any benefits under the Plan, except for benefits determined in accordance with Article 4.
 - (ii) For purposes of determining Vesting Years of Service, vesting service shall commence with his or her most recent date of hire with Northeast Technology Corporation (NETCO) immediately prior to its acquisition by Curtiss-Wright Corporation.
- (b) Notwithstanding any provision in this Plan to the contrary, an Employee at the operations and facilities acquired by the Employer in its acquisition of Northeast Technology Corporation (NETCO), who is not an Employee described in paragraph (a), shall be eligible to become a Participant in accordance with Article 2.01(b), but shall not accrue any benefits under the Plan, except for benefits determined in accordance with Article 4.”
- (d) Paragraph 37 is added effective June 19, 2009 to read as follows:

“37. Modumend, Inc.

 - (a) Notwithstanding any provision in this Plan to the contrary, the following rules shall apply to an Employee hired on June 19, 2009 whose immediate prior service was with Modumend, Inc. and who was employed by such entity at such date:
 - (i) Such an Employee shall be eligible to participate in the Plan as of his or her date of hire, and shall remain eligible so long as he or she continues to satisfy the eligibility requirements in Article 2.01(b)(i) and (ii), provided, however, that such an Employee shall not accrue any benefits under the Plan, except for benefits determined in accordance with Article 4.
 - (ii) For purposes of determining Vesting Years of Service, vesting service shall commence with his or her most recent date of hire with Modumend, Inc. immediately prior to its acquisition by Curtiss-Wright Corporation.
 - (b) Notwithstanding any provision in this Plan to the contrary, an Employee at the operations and facilities acquired by the Employer in its acquisition of Modumend, Inc., who is not an Employee described in paragraph (a), shall be eligible to become a Participant in accordance with Article 2.01(b), but shall not accrue any benefits under the Plan, except for benefits determined in accordance with Article 4.”

The EMD component of the Plan is amended, effective January 1, 2008, in the following respects:

1. Paragraph 29 of section 1 is amended in its entirety to read as follows:

“**‘Non-Vested Employee’** means an Employee who has less than 5 years of Eligibility Service. If the Employee is eligible for a Cash Balance benefit under Article 4 of the Curtiss-Wright Corporation Retirement Plan, ‘Non-Vested Employee’ means an Employee who has less than 3 years of Eligibility Service.”
2. Paragraph 40 of Section 1 is amended in its entirety to read as follows:

“**‘Vested Employee’** means an Employee who has completed 5 years or more of Eligibility Service, or a former Employee who satisfied the vesting requirements of the Plan or the Predecessor Plan which were in effect at the time he ceased to accrue Eligibility Service, provided this sentence shall be effective September 1, 1988. If the Employee is eligible for a Cash Balance benefit under Article 4 of the Curtiss-Wright Corporation Retirement Plan, ‘Vested Employee’ means an Employee who has completed 3 years or more of Eligibility Service.”

Except to the extent amended by this Instrument of Amendment, the Plan shall remain in full force and effect.
IN WITNESS WHEREOF, this amendment has been executed on this ____ day of _____, 2009.

Curtiss-Wright Corporation
Administrative Committee

By: _____

Date: _____

**CURTISS-WRIGHT CORPORATION
RETIREMENT PLAN
As Amended and Restated effective January 1, 2001
SEVENTEENTH INSTRUMENT OF AMENDMENT**

Recitals:

1. Curtiss-Wright Corporation (“the Company”) has heretofore adopted the Curtiss-Wright Corporation Retirement Plan (“the Plan”).
2. The Company caused the Plan to be amended and restated in its entirety, effective as of January 1, 2001, and has since caused the Plan to be further amended.
3. Subsequent to the most recent amendment of the Plan, it has become necessary to further amend the Plan to update the factors used in the calculation of certain lump sum payments and certain annuities under the CWC Component and the EMD Component of the Plan.
4. Articles 12.01 and 12.02 of the Plan permit the Company to amend the Plan, by written instrument, at any time and from time to time.

Amendment:

For the reasons set forth in the Recitals to this Instrument of Amendment, the Plan is hereby amended as specified herein:

The CWC component of the Plan is amended, effective January 1, 2008, in the following respects:

1. Section 1.01 is amended by adding the following new language to the end thereof, to read as follows:
“Notwithstanding the foregoing, in calculating the amount of a lump sum payment with an Annuity Starting Date on or after January 1, 2008, in no event shall the lump sum payment be less than the lump sum amount determined on the basis of the IRS Interest Rate and the IRS Mortality Table in accordance with the terms of the Plan as in effect on December 31, 2007.”
2. Section 1.22 is amended by adding at the end thereof, the following new sentence:
“Effective as of January 1, 2008, **“IRS Interest Rate”** means the annual rate of interest prescribed under Section 417(e)(3)(C) of the Code (as in effect on and after the first day of the 2008 Plan Year), as determined for the first full calendar month preceding the applicable Stability Period.”
3. Section 1.23 is amended by adding at the end thereof, the following new sentence:
“Effective as of January 1, 2008, **“IRS Mortality Table”** means the mortality table prescribed in Section 417(e)(3)(B) of the Code (as in effect on and after the first day of the 2008 Plan Year), for the first day of the applicable Stability Period.”
4. Section 7.01 is amended by adding at the end thereof the following new sentence:
“Notwithstanding any provision hereof to the contrary, if a Participant is permitted, in accordance with Section 7.02, to elect to receive a benefit in the form of a lump sum payment, then in no event shall a Participant’s benefit, as payable in the normal form determined in accordance with this Section 7.01, be less than the Actuarial Equivalent of the lump sum amount payable to the Participant in accordance with Section 7.02(b).”

The EMD component of the Plan is amended, effective January 1, 2008, in the following respects:

1. Section 10 is amended by inserting, immediately following Subsection 10.B thereof, the following new Subsection 10.B1:
“B.1. Notwithstanding any provision hereof to the contrary, if a Participant is permitted, in accordance with Section 10C, to elect to receive a benefit in the form of a lump sum payment, then in no event shall the Participant’s benefit, as payable in the normal form determined in accordance with Subsection 10A or 10B above, be less than the actuarial equivalent, determined on the basis of the IRS Interest Rate and the IRS Mortality Table (as those terms are defined in Subsection 10.J), of the lump sum amount payable to the Participant in accordance with Section 10C.”

Except to the extent amended by this Instrument of Amendment, the Plan shall remain in full force and effect.
IN WITNESS WHEREOF, this amendment has been executed on this 31st day of December 2009.

**Curtiss-Wright Corporation
Administrative Committee**

By: _____

Date: _____

**CURTISS-WRIGHT CORPORATION
SAVINGS & INVESTMENT PLAN
As Amended and Restated effective January 1, 2001
TWELFTH INSTRUMENT OF AMENDMENT**

Recitals:

1. Curtiss-Wright Corporation (“the Company”) has heretofore adopted the Curtiss-Wright Corporation Savings & Investment Plan (“the Plan”).
2. The Company caused the Plan to be amended and restated in its entirety, effective as of January 1, 2001, in order to maintain the Plan’s compliance with the requirements of the Internal Revenue Code (“the Code”) and applicable regulations thereunder, and caused the Plan, as so amended and restated, to be submitted to the Internal Revenue Service (“IRS”), pursuant to Rev. Proc. 2001-6, for a determination that the Plan is a qualified plan, within the meaning of Sec. 401 of the Code.
3. Subsequent to the most recent amendment and restatement of the Plan, it has become necessary to further amend the Plan to merge the Micro Memory, LLC Profit Sharing/401(k) Plan and the VMETRO, Inc. 401(k) Plan into this Plan effective October 1, 2009; and to eliminate the installment form of benefit available under the Micro Memory, LLC Profit Sharing/401(k) Plan effective November 9, 2009.
4. Section 12.01(a) of the Plan permits the Company to amend the Plan, by written instrument, at any time and from time to time, by action of the Board.

Amendments to the Plan:

1. The Micro Memory, LLC Profit Sharing/401(k) Plan and the VMETRO, Inc. 401(k) Plan shall be and hereby merged into the Plan, effective October 1, 2009, with the surviving plan being this Plan.
2. To the extent allowable under Section 411 of the Code and the regulations thereunder, the Systematic Withdrawal (Installments) form of payment available under the Micro Memory, LLC Profit Sharing/401(k) Plan shall be eliminated, effective for distributions made on or after November 9, 2009.

IN WITNESS WHEREOF, this amendment has been executed on this ____ day of _____, 2009.

**CURTISS-WRIGHT CORPORATION
SAVINGS & INVESTMENT PLAN
ADMINISTRATIVE COMMITTEE**

By: _____

**CURTISS-WRIGHT CORPORATION
SAVINGS & INVESTMENT PLAN
As Amended and Restated effective January 1, 2001
THIRTEENTH INSTRUMENT OF AMENDMENT**

Recitals:

1. Curtiss-Wright Corporation (“the Company”) has heretofore adopted the Curtiss-Wright Corporation Savings & Investment Plan (“the Plan”).
2. The Company caused the Plan to be amended and restated in its entirety, effective as of January 1, 2001, in order to maintain the Plan’s compliance with the requirements of the Internal Revenue Code (“the Code”) and applicable regulations thereunder, and caused the Plan, as so amended and restated, to be submitted to the Internal Revenue Service (“IRS”), pursuant to Rev. Proc. 2001-6, for a determination that the Plan is a qualified plan, within the meaning of Sec. 401 of the Code.
3. Subsequent to the most recent amendment and restatement of the Plan, it has become necessary to further amend the Plan to implement an Eligible Automatic Contribution Arrangement effective January 1, 2009; and to add Roth 401(k) provisions effective January 1, 2010.
4. Section 12.01(a) of the Plan permits the Company to amend the Plan, by written instrument, at any time and from time to time, by action of the Board.

Amendments to the Plan:

For the reasons set forth in the Recitals to this Instrument of Amendment, the Plan is hereby amended in the following respects, to be effective as specified herein:

1. **Article 1** is amended, effective January 1, 2009, by inserting, immediately after Section 1.15, the following new Section 1.15A to read as follows:

“**1.15A ‘Automatic Deferred Cash Contribution’** means amounts contributed pursuant to Section 3.01B.”
2. **Article 1** is amended, effective January 1, 2009, by inserting, immediately after Section 1.31, the following new Section 1.31A to read as follows:

“**1.31A ‘Covered Member’** means any eligible Employee who is covered by the Automatic Contribution Arrangement under Section 3.01B.”
3. **Article 2** is amended, effective January 1, 2009, by adding a new Section 2.06 to read as follows:

“**2.06 Automatic Membership.**

(a) Notwithstanding any provision of the Plan to the contrary, any eligible Employee (as provided under Section 2.01(d)), and unless otherwise excluded under paragraph 2.06(c), whose date of hire, rehire or acquisition is on or after January 1, 2009 and who has not made an affirmative election to become a Member (or affirmatively declined to become a Member) pursuant to Section 2.02 shall become a Covered Member on the first Enrollment Date which is on or about 45 days after his or her date of hire, rehire or acquisition, or the date he or she actually completes 1,000 hours (if applicable, pursuant to Section 2.01(d)).

(b) Notwithstanding any provision of the Plan to the contrary, any eligible Employee whose date of hire, rehire or acquisition is on or before December 31, 2008 and who has not affirmatively elected to become a Member (or affirmatively declined to become a Member) pursuant to Section 2.02 shall become a Covered Member on the first Enrollment Date which is on or about 45 days after January 1, 2010.

- (c) (i) Notwithstanding any provision of the Plan to contrary, any employee of Curtiss-Wright Controls is not eligible to become a Covered Member under (b) above.
 - (ii) Notwithstanding any provision of the Plan to the contrary, any eligible Employee who is employed by Metal Improvement Company whose date of hire, rehire or acquisition is on or after January 1, 2010 and who has not made an affirmative election to become a Member (or affirmatively declined to become a Member) pursuant to Section 2.02 shall become a Covered Member on the first Enrollment Date which is on or about 45 days after his or her date of hire, rehire or acquisition, or the date he or she actually completes 1,000 hours (if applicable, pursuant to Section 2.01(d). Any eligible Employee who is employed by Metal Improvement Company whose date of hire, rehire or acquisition is before January 1, 2010 shall not be eligible to become a Covered Member.”
4. **Article 3** is amended, effective January 1, 2009, by inserting, immediately after Section 3.01A, the following new Section 3.01B to read as follows:

“3.01B Automatic Contribution Arrangement.

- (a) Automatic Deferred Cash Contributions will be made on behalf of Covered Members who do not have an affirmative election in effect regarding Deferred Cash Contributions. The amount of Automatic Deferred Cash Contributions made for a Covered Member each pay period is equal to 3% multiplied by the Covered Member’s Compensation for that pay period.
- (b) A Covered Member will have a reasonable opportunity after receipt of the notice required described in (d) below to make an affirmative election regarding Deferred Cash Contributions (either to have no Deferred Cash Contributions made or to have a different amount of Deferred Cash Contributions made) before Automatic Deferred Cash Contributions are made on the Covered Member’s behalf. Automatic Deferred Cash Contributions being made on behalf of a Covered Member will cease as soon as administratively feasible after the Covered Member makes an affirmative election.
- (c) Automatic Deferred Cash Contributions will be reduced or stopped to meet the limitations under Sections 401(a)(17), 402(g) and 415 of the Code and to satisfy any suspension period required after a hardship distribution.
- (d) At least 30 days, but not more than 90 days, before the beginning of the Plan Year, the Employer will provide each Covered Member a comprehensive notice of the Member’s rights and obligations under this Automatic Contribution Arrangement, written in a manner calculated to be understood by the average Covered Member. If an eligible Employee becomes a Covered Member after the 90th day before the beginning of the Plan Year and does not receive the notice for that reason, the notice will be provided within a reasonable period of time and in accordance with Section 1.414(w)-1 of the Income Tax Regulations.

The notice must accurately describe:

- (i) The amount of Automatic Deferred Cash Contributions that will be made on the Covered Member’s behalf in the absence of an affirmative election;
 - (ii) The Covered Member’s right to elect to have no Deferred Cash Contributions made on his or her behalf or to have a different amount of Deferred Cash Contributions made;
 - (iii) How Automatic Deferred Cash Contributions will be invested in the absence of the investment instructions; and
 - (iv) The Covered Member’s right to make a withdrawal of Automatic Deferred Cash Contributions and the procedures for making such a withdrawal.
- (e) No later than 75 days after the recordkeeper first receives a Covered Member’s Automatic Deferred Cash Contribution, the Covered Member may request a distribution of his or her Automatic Deferred Cash Contributions. In no event may a Covered Member request a distribution of his or her Automatic Deferred Cash Contributions later than 90 days after Automatic Deferred Cash Contributions are first withheld from a Covered Member’s pay. No spousal consent is required for such a withdrawal. The amount to be distributed from the Plan upon the Covered Member’s request is equal to the amount of Automatic Deferred Cash Contributions made through the earlier of

(i) the pay date for the second payroll period that begins after the Covered Member's withdrawal request and (ii) the first pay date that occurs after 30 days after the Covered Member's request, adjusted to reflect any investment gains or losses attributable to those contributions through the date of distribution. Any fee charged to the Covered Member for the withdrawal may not be greater than any other fee charged for a cash distribution. Unless the Covered Member affirmatively elects otherwise, any withdrawal request will be treated as an affirmative election to stop having Automatic Deferred Cash Contributions made on the Covered Member's behalf as of the date specified above.

Automatic Deferred Cash Contributions distributed pursuant to this paragraph (e) are not counted towards the dollar limitation on Deferred Cash Contributions contained in Section 402(g) of the Code, nor for the Actual Deferral Percentage test."

5. **Article 9** is amended, effective January 1, 2009, to add the following new Section 9.10 to read as follows:

"9.10 Worker, Retiree, and Employer Recovery Act of 2008

Notwithstanding any provision of the Plan to the contrary, a Member who has terminated employment and who would, but for the enactment of the Worker, Retiree, and Employer Recovery Act of 2008, be required to take a distribution of his Vested Account pursuant to Sections 9.04 and 9.07 during the Plan Year beginning on January 1, 2009, may elect to receive a single lump sum payment of all or a portion of his entire Vested Account. Such distribution shall not be considered a minimum distribution payment under Section 401(a)(9) of the Code if made on or before December 31, 2009."

6. **Article 1**, Section 1.01 is amended, effective as of January 1, 2010, by inserting, immediately after the phrase "the Catch-Up Account" the new phrase "the Roth Deferred Cash Contribution Account".
7. **Article 1** is amended, effective January 1, 2010, by inserting, immediately after Section 1.36, the following new Sections 1.36A and 1.36B:

"1.36A 'Roth Deferred Cash Contribution Account' means the account credited with the Roth Deferred Cash Contributions made on a Member's behalf and earnings on those contributions."

1.36B 'Roth Deferred Cash Contribution' means amounts contributed pursuant to Section 3.01C that are (a) designated irrevocably by the Participant at the time the election is made as a Roth Deferred Cash Contribution that is being made in lieu of all or a portion of the Deferred Cash Contributions the Participant is otherwise eligible to make under the Plan; and (b) treated by the Employer as includible in the Participant's income at the time the Participant would have received that amount in cash if the Participant had not made an election."

8. **Article 2**, Section 2.02(a) is amended, effective January 1, 2010, to read as follows:

"(a) designates the percentage of Compensation he wishes to contribute under the Plan under Section 3.02 or makes the election described in Section 3.01, 3.01A or 3.01C, or any combination thereof."

9. **Article 3** is amended, effective January 1, 2010, by adding by inserting, immediately after Section 3.01B, a new Section 3.01C to read as follows:

"3.01C Roth Deferred Cash Contributions

- (a) Effective January 1, 2010, a Participant may elect on his application filed under Section 2.02 to irrevocably designate Deferred Cash Contributions (under Section 3.01) as Roth Deferred Cash Contributions. Any Roth Deferred Cash Contributions shall be invested in one or more Investment Funds, as authorized by the Chairman of the Board of Directors or its designees, subject to (b) below.
- (b) The Plan will maintain a separate record of the amount of Roth Deferred Cash Contributions in each Participant's account. Contributions and withdrawals of Roth Deferred Cash Contributions will be credited and debited to the Roth Deferred Cash Contribution Account maintained for each Participant. Gains, losses, and other credits or charges must be separately allocated on a reasonable and consistent basis to each Participant's Roth Deferred Cash Contribution account and the Participant's other accounts under the Plan.
- (c) No contributions other than Roth Deferred Cash Contributions and properly attributable earnings will be credited to each Participant's Roth Deferred Cash Contributions Account.

- (d) Unless specifically stated otherwise, Roth Deferred Cash Contributions will be treated as Deferred Cash Contributions for all purposes under the Plan, including hardship distributions under Section 7.03 and loans under Article 8.
 - (e) In the case of a distribution of excess contributions under Section 3.07, a Highly Compensated Employee may designate the extent to which the excess contribution is composed of Deferred Cash Contributions and Roth Deferred Cash Contributions but only to the extent such types of contributions were made for the year. If the Highly Compensated Employee does not designate which type of contributions are to be distributed, the Plan will distribute Deferred Cash Contributions first.”
10. **Article 3** is amended, effective January 1, 2010, by adding the following new paragraph to the end of Section 3.04, to read as follows:
- “Effective January 1, 2010, the Plan will also accept a rollover contribution to a Roth Deferred Cash Contribution Account only if it is a direct rollover from another Roth Deferred Cash Contribution Account under an applicable retirement plan described in Section 402A(e)(1) of the Code and only to the extent the rollover is permitted under the rules of Section 402(c) of the Code.”
11. **Article 7**, Section 7.03(a) is amended, effective January 1, 2010, to read as follows:
- “(a) A Member who has withdrawn the total amount available for withdrawal under the preceding Sections of this Article may, subject to Section 7.04, elect to withdraw not more than once in a Plan Year all or part of the Deferred Cash Contributions (including Catch-Up Contributions and Roth Deferred Cash Contributions) made on his behalf to his Deferred Account (his Catch-Up Account and his Roth Deferred Cash Contribution Account) upon furnishing proof of Hardship satisfactory to the Committee.”
12. **Article 9** is amended, effective January 1, 2010, to add the following new flush paragraph to the end of Section 9.08 to read as follows:
- “Notwithstanding the above, a direct rollover of a distribution from a Roth Deferred Cash Contribution Account will only be made to another Roth Deferred Cash Contribution Account under an applicable retirement plan described in Section 402A(e)(1) of the Code or to a Roth IRA described in Section 408A of the Code, and only to the extent the rollover is permitted under the rules of Section 402(c) of the Code.”

IN WITNESS WHEREOF, this amendment has been executed on this ____ day of _____, 2009.

**CURTISS-WRIGHT CORPORATION
SAVINGS & INVESTMENT PLAN
ADMINISTRATIVE COMMITTEE**

By: _____

**CURTISS-WRIGHT ELECTRO-MECHANICAL DIVISION
SAVINGS PLAN**

SEVENTH INSTRUMENT OF AMENDMENT

Recitals:

1. Curtiss-Wright Corporation (“Curtiss-Wright” or “the Company”) has established the Curtiss-Wright Electro-Mechanical Division Savings Plan (“the Plan”), a qualified retirement plan that meets the requirements of Section 401(a) of the Internal Revenue Code (“the Code”) and that includes a cash or deferred arrangement within the meaning of Section 401(k) of the Code, which Plan was effective as of January 1, 2004.
2. The Company has caused the Plan to be submitted to the Internal Revenue Service, pursuant to Rev. Proc. 2003-6, and has requested the Internal Revenue Service to determine that the Plan is a qualified plan, within the meaning of Sec. 401 of the Code.
3. Subsequent to the most recent amendment of the Plan, it has become necessary to further amend the Plan for the January 1, 2008 merger of the Benshaw 401(k) plan (the “Benshaw Plan”) into the Plan and to update fiduciary oversight responsibilities with respect to the Plan.
4. In accordance with Article XIV Section 2 of the Plan, the Administrative Committee is authorized to make such amendments to the Plan as may be necessary to maintain its status as a qualified plan.

Amendment:

For the reasons set forth in the Recitals to this Instrument of Amendment, the Plan is hereby amended effective January 1, 2008 in the following respects:

1. Article 1(19) is amended to delete the existing language and replace it as follows:
“**Company**” shall mean Curtiss-Wright Corporation, as it relates to Employees of Curtiss-Wright Electro-Mechanical Corporation and all companies that adopt this Plan, a corporation organized under the laws of the State of Delaware.”
2. Article 1(23) is amended to add paragraph (c) as follows:
“For an individual who is identified as an “Employee” in Section 4.1.20 of the Share Purchase Agreement dated July 31, 2007 between Benshaw Inc. and Curtiss-Wright Electro-Mechanical Corporation relating to its purchase of Benshaw Inc. and who commences employment with the Employer or an Affiliated Entity in connection with such agreement (and individuals who would have been identified as such “Employees” except that they had previously retired or terminated from employment), Eligibility Service shall include any Eligibility Service credited under the Benshaw 401(k) Plan for periods prior to transfer of employment pursuant to the agreement.”
3. Article 1(39) is amended to add the following sentence at the end thereof:
“With respect to Benshaw Employees as identified in paragraph 1(23)(c), **Normal Retirement Date** shall mean the first of the month following the later of the month during which the Participant’s 65th birthday occurs.”

Except to the extent amended by this Instrument of Amendment, the Plan shall remain in full force and effect. IN WITNESS WHEREOF, this amendment has been executed on this ____ day of _____, 2007.

Administrative Committee

By: _____

Date: _____

**CURTISS-WRIGHT ELECTRO-MECHANICAL DIVISION
SAVINGS PLAN**

EIGHTH INSTRUMENT OF AMENDMENT

Recitals:

1. Curtiss-Wright Corporation (“Curtiss-Wright” or “the Company”) has established the Curtiss-Wright Electro-Mechanical Division Savings Plan (“the Plan”), a qualified retirement plan that meets the requirements of Section 401(a) of the Internal Revenue Code (“the Code”) and that includes a cash or deferred arrangement within the meaning of Section 401(k) of the Code, which Plan was effective as of January 1, 2004.
2. In accordance with Article XIV Section 2 of the Plan, the Administrative Committee is authorized to make such amendments to the Plan as may be necessary to maintain its status as a qualified plan.

Amendment:

For the reasons set forth in the Recitals to this Instrument of Amendment, the Plan is hereby amended effective January 1, 2008 in the following respects:

1. Article VII.13 is amended to permit rollover of an eligible rollover distribution as described in Article VII.12 to a Roth IRA under Section 408A of the Code as follows:

The phrase “a Roth individual retirement account described in Section 408A of the Code” is inserted immediately following the phrase “an annuity plan described in Section 403(a) of the Code,”.

Except to the extent amended by this Instrument of Amendment, the Plan shall remain in full force and effect.

IN WITNESS WHEREOF, this amendment has been executed on this ____ day of _____, 2008.

Committee

By: _____

Date: _____

CURTISS-WRIGHT ELECTRO-MECHANICAL CORPORATION
SAVINGS PLAN
As Amended and Restated effective January 1, 2004
NINTH INSTRUMENT OF AMENDMENT

Recitals:

1. Curtiss-Wright Corporation (“Curtiss-Wright” or “the Company”) has established the Curtiss-Wright Electro-Mechanical Corporation Savings Plan (“the Plan”), a qualified retirement plan that meets the requirements of Section 401(a) of the Internal Revenue Code (“the Code”) and that includes a cash or deferred arrangement within the meaning of Section 401(k) of the Code, which Plan was effective as of January 1, 2004.
2. In accordance with Article XIV Section 2 of the Plan, the Administrative Committee is authorized to make such amendments to the Plan as may be necessary to maintain its status as a qualified plan.

Amendment:

For the reasons set forth in the Recitals to this Instrument of Amendment, the Plan is hereby amended effective as of the dates indicated below in the following respects:

1. Paragraph A.3 of Appendix A is amended by adding the following sentences to the end thereof to read as follows, effective January 1, 2008:

“Effective January 1, 2008, the treatment of Employee contributions shall be controlled by the final 415 Treasury regulations.”
2. Paragraph A.4 of Appendix A is amended by adding the following sentences to the end thereof to read as follows, effective January 1, 2008:

“Effective January 1, 2008, “compensation” shall also include amounts required to be recognized under the provisions of Section 1.415(c)-2(e) of the Treasury regulations.”
3. Section B of Appendix A is amended by adding the following new paragraph 8 to the end thereof to read as follows, effective January 1, 2008:

“8. Notwithstanding the foregoing, effective for Plan Years beginning on and after January 1, 2008, to the extent that the annual additions to a Member’s Accounts exceed the limitation set forth in paragraph (a), corrections shall be made in a manner consistent with the provisions of the Employee Plans Compliance Resolution System as set forth in Revenue Procedure 2008-50 or any subsequent guidance.”
4. Section I.20 is amended by adding the following to the end of the first paragraph thereof to read as follows, effective January 1, 2009:

“Effective January 1, 2009, Compensation shall also include “differential wage payments” pursuant to the Heroes Earnings Assistance and Relief Tax Act of 2008.”
5. Subsection VI.3(b) is amended to delete the existing language and replace it as follows, effective January 1, 2009:

“(b) Notwithstanding Subsections VI.3.a, the Employer Match Contribution Account shall become 100% vested upon the earliest of the retirement, death (including death while performing qualified military service, pursuant to the Heroes Earnings Assistance and Relief Tax Act of 2008) or attainment of age 65 of a Participant who is earning Eligibility Service at such time.”
6. Section VI.4 is amended as follows:

Subsection VI.4(a) is amended as follows:

The following phrase is added to the beginning of the first sentence:
“Subject to the requirements of Subsection VI.4(c)”

The first sentence of subsection VI.4(b) is amended to add “and c” as follows:

“For purposes of Subsection VI.4.a and c, the term “break in service” means an event affecting forfeitures.”

New subsection VI.4(c) is added to read as follows:

“(c) If a Participant has received a complete distribution of the vested portion of his Employer Matching Contribution Account upon his termination of employment, upon his subsequent reemployment by the Company before he has incurred a period of break in service of 5 years, he will have the non-vested portion of his Employer Matching Contribution Account, which was forfeited at the time of his termination and distribution, reinstated as soon as administratively feasible following his repayment to the Plan of the amount distributed from the Plan. The Participant will have five years from his rehire date to repay his distribution to the Plan and have his forfeited amount reinstated to his account.”

7. A new Section VIII.6 is added to read as follows, effective January 1, 2009:

“(a). A Participant who is on active military duty for more than 30 days may request a distribution of all or a portion of his or her Pre-Tax Account or his Catch-Up Contribution Account.

(b) A Participant who takes such a distribution shall be prohibited from making Pre-Tax, Catch-Up and After-Tax Contributions to the Plan and all other plans of the Employer and Affiliated Employers under the terms of such plans or by means of an otherwise legally enforceable agreement for at least 6 months after receipt of the distribution.

(c) Any distribution made under this Section shall be subject to the additional tax on early distributions under Section 72(t) of the Code, unless the distribution is a “qualified reservist distribution” as that term is defined under the Heroes Earnings Assistance and Relief Tax Act of 2008.”

Except to the extent amended by this Instrument of Amendment, the Plan shall remain in full force and effect.

IN WITNESS WHEREOF, this amendment has been executed on this ____ day of _____, 2009.

**CURTISS-WRIGHT CORPORATION,
ELECTRO-MECHANICAL CORPORATION
SAVINGS PLAN ADMINISTRATIVE COMMITTEE**

By: _____

CURTISS-WRIGHT ELECTRO-MECHANICAL CORPORATION
SAVINGS PLAN
As Amended and Restated effective January 1, 2004

TENTH INSTRUMENT OF AMENDMENT

Recitals:

1. Curtiss-Wright Corporation (“Curtiss-Wright” or “the Company”) has established the Curtiss-Wright Electro-Mechanical Corporation Savings Plan (“the Plan”), a qualified retirement plan that meets the requirements of Section 401(a) of the Internal Revenue Code (“the Code”) and that includes a cash or deferred arrangement within the meaning of Section 401(k) of the Code, which Plan was effective as of January 1, 2004.
2. In accordance with Article XIV Section 2 of the Plan, the Administrative Committee is authorized to make such amendments to the Plan as may be necessary to maintain its status as a qualified plan.

Amendment:

For the reasons set forth in the Recitals to this Instrument of Amendment, the Plan is hereby amended effective as of the dates indicated below in the following respects:

1. A new Article I(21A) is added to the Plan effective January 1, 2009, to read as follows:

“21A ‘Covered Participant’ means any eligible Employee who is covered by the Automatic Contribution Arrangement under Article III.1.c.”

- A new Article I(47A) is added to the Plan effective January 1, 2009, to read as follows:

“47A ‘Automatic Pre-Tax Contribution’ shall mean a contribution to the Plan deducted from a Covered Participant’s Compensation on a pre-tax basis in accordance with the Automatic Contribution Arrangement under Article III.1.c.”

2. A new Article II.6 is added to the Plan effective January 1, 2009, to read as follows:

“6. Notwithstanding any other provision of the Plan, any Employee whose date of hire, rehire or acquisition is on or after January 1, 2009 and who has not affirmatively elected to become a Participant (or affirmatively declined to become a Participant) shall become a Covered Participant as of the date that is on or about 45 days after his or her date of hire, rehire, or acquisition.”

3. Article II is further amended by adding, immediately following Article II.6 (as designated by Item 2 of this Amendment) the following new Article II.7, effective January 1, 2010, to read as follows:

“7. Notwithstanding any other provision of the Plan, any Employee whose date of hire, rehire or acquisition is before January 1, 2009 and who has not affirmatively elected to become a Participant (or affirmatively declined to become a Participant) shall become a Covered Participant as of the date that is on or about 45 days after January 1, 2010.”

4. Article III.1 is amended effective January 1, 2009, by adding a new Section III.1.c. to read as follows:

“c. Automatic Contribution Arrangement

- (1) Automatic Pre-Tax Contributions will be made on behalf of Covered Participants who do not have an affirmative election in effect regarding Pre-Tax Contributions. The amount of Automatic Deferred Cash Contributions made for a Covered Participant each pay period is equal to 3% multiplied by the Covered Participant’s Compensation for that pay period.
- (2) A Covered Participant will have a reasonable opportunity after receipt of the notice required described in (4) below to make an affirmative election regarding Pre-Tax Contributions (either to have no Pre-Tax Contributions made or to have a different amount of Pre-Tax Contributions made) before Automatic Pre-Tax Contributions are made on the Covered Participant’s behalf. Automatic Pre-Tax Contributions being made on behalf of a Covered Participant will cease as soon as administratively feasible after the Covered Participant makes an affirmative election.

- (3) Automatic Pre-Tax Contributions will be reduced or stopped to meet the limitations under Sections 401(a)(17), 402(g) and 415 of the Code and to satisfy any suspension period required after a hardship distribution.
- (4) At least 30 days, but not more than 90 days, before the beginning of the Plan Year, the Employer will provide each Covered Participant a comprehensive notice of the Participant's rights and obligations under this Automatic Contribution Arrangement, written in a manner calculated to be understood by the average Covered Participant. If an eligible Employee becomes a Covered Participant after the 90th day before the beginning of the Plan Year and does not receive the notice for that reason, the notice will be provided within a reasonable period of time and in accordance with Section 1.414(w)-1 of the Income Tax Regulations.

The notice must accurately describe:

- (i). The amount of Automatic Pre-Tax Contributions that will be made on the Covered Participant's behalf in the absence of an affirmative election;
 - (ii). The Covered Participant's right to elect to have no Pre-Tax Contributions made on his or her behalf or to have a different amount of Pre-Tax Contributions made;
 - (iii). How Automatic Pre-Tax Contributions will be invested in the absence of the investment instructions; and
 - (iv). The Covered Participant's right to make a withdrawal of Automatic Pre-Tax Contributions and the procedures for making such a withdrawal.
- (5) No later than 75 days after the recordkeeper first receives the Covered Participant's Automatic Pre-Tax Contributions, the Covered Participant may request a distribution of his or her Automatic Pre-Tax Contributions. In no event shall the Covered Participant be allowed to request a distribution of his or her Automatic Pre-Tax Contributions later than 90 days after Automatic Pre-Tax Contributions are first withheld from a Covered Participant's pay. No spousal consent is required for such a withdrawal. The amount to be distributed from the Plan upon the Covered Participant's request is equal to the amount of Automatic Pre-Tax Contributions made through the earlier of (i) the pay date for the second payroll period that begins after the Covered Participant's withdrawal request and (ii) the first pay date that occurs after 30 days after the Covered Participant's request, adjusted to reflect any investment gains or losses attributable to those contributions through the date of distribution. Any fee charged to the Covered Participant for the withdrawal may not be greater than any other fee charged for a cash distribution. Unless the Covered Participant affirmatively elects otherwise, any withdrawal request will be treated as an affirmative election to stop having Automatic Pre-Tax Contributions made on the Covered Participant's behalf as of the date specified above.

Automatic Pre-Tax Contributions distributed pursuant to this paragraph (5) are not counted towards the dollar limitation on Pre-Tax Contributions contained in Section 402(g) of the Code, nor for the Actual Deferral Percentage test. Matching Contributions that might otherwise be allocated to a Covered Participant's account on behalf of Automatic Pre-Tax Contributions will not be allocated to the extent the Covered Participant withdraws such Pre-Tax Contributions pursuant to this paragraph (5) and any Matching Contributions already made on account of Automatic Pre-Tax Contributions that are later withdrawn pursuant to this paragraph (5) will be forfeited."

5. Article 1(1) is amended, effective as of January 1, 2010, by inserting, immediately after the phrase "Catch-Up Contribution Account" the new phrase "Roth Contribution Account".
6. A new Article 1(51A) and 1(51B) are added to the Plan, effective January 1, 2010, to read as follows:
 - "1.51A 'Roth Contribution Account'** shall mean an account established and maintained on behalf of an Employee to which his Roth Contributions are allocated.
 - "1.51B 'Roth Contribution'** shall mean amounts contributed pursuant to Article III.1.d (a) designated irrevocably by the Employee at the time the election is made as a Roth Contribution that is being made in lieu of all or a portion of the Pre-Tax Contributions the Participant is otherwise eligible to make under the Plan; and (b) treated by the Employer as includible in the

Participant's income at the time the Participant would have received that amount in cash if the Participant had not made an election."

7. Article III.1 is amended, effective January 1, 2010, by adding a new Section III.1.d. to read as follows:
"d. Roth Contributions
 - (1) Effective January 1, 2010, a Participant may elect to irrevocably designate Pre-Tax Contributions (under Article III.1.a) as Roth Contributions.
 - (2) The Plan will maintain a separate record of the amount of Roth Contributions in each Participant's Roth Contribution Account. Contributions and withdrawals of Roth Contributions will be credited and debited to the Roth Contribution Account maintained for each Participant. Gains, losses, and other credits or charges must be separately allocated on a reasonable and consistent basis to each Participant's Roth Contribution Account and the Participant's other accounts under the Plan.
 - (3) No contributions other than Roth Contributions and properly attributable earnings will be credited to each Participant's Roth Contribution Account.
 - (4) Unless specifically stated otherwise, Roth Contributions will be treated as Pre-Tax Contributions for all purposes under the Plan, including in-service hardship withdrawals under Article VIII and loans under Article IX, but excluding the Automatic Contribution Arrangement under Article III.1. Roth Contributions will also be eligible for Employer Match Contributions under Article III.2, under the same conditions as Pre-Tax Contributions."
8. Article III.9 is amended, effective January 1, 2010, by adding the following paragraph at the end thereof:
"A Highly Compensated Employee may designate the extent to which the excess contribution is composed of Pre-Tax Contributions and Roth Contributions but only to the extent such types of contributions were made for the year. If the Highly Compensated Employee does not designate which type of contributions are to be distributed, the Plan will distribute Pre-Tax Contributions first."
9. Article IV.4 is amended, effective January 1, 2010, by adding the following paragraph to the end thereof:
"In addition, effective January 1, 2010, a Participant other than a Terminated Participant may elect, in accordance with reasonable procedures established by the Plan Administrator, to directly rollover to his Roth Contribution Account a direct rollover from another Roth Contribution Account under an applicable retirement plan described in section 402A(e)(1) of the Code and only to the extent the rollover is permitted under the rules of section 402(c) of the Code."
10. Article VII.12 is amended, effective January 1, 2010, by adding the following paragraph to the end thereof:
"Notwithstanding the above, a direct rollover of a distribution from a Roth Contribution Account will only be made to another Roth Contribution Account under an applicable retirement plan described in section 402A(e)(1) of the Code or to a Roth IRA described in section 408A of the Code, and only to the extent the rollover is permitted under the rules of section 402(c) of the Code."
11. Article VIII.2 is amended, effective January 1, 2010, by adding the following new paragraph after the second paragraph to read as follows:
"A Vested or Non-Vested Participant shall be permitted to make a withdrawal from his Roth Contribution Account only in the case of hardship. For purposes of this Article VIII.2, Roth Contributions shall be treated as Pre-Tax Contributions."

Except to the extent amended by this Instrument of Amendment, the Plan shall remain in full force and effect.

IN WITNESS WHEREOF, this amendment has been executed on this ____ day of _____, 2009.

**CURTISS-WRIGHT CORPORATION,
ELECTRO-MECHANICAL CORPORATION
SAVINGS PLAN ADMINISTRATIVE COMMITTEE**

By: _____

**CURTISS-WRIGHT CORPORATION
EMPLOYEE STOCK PURCHASE PLAN**

As Amended, effective January 1, 2010

ARTICLE I

PURPOSE

1.01 The purpose of this Curtiss-Wright Corporation Employee Stock Purchase Plan (the "Plan") is to provide employees of Curtiss-Wright Corporation (the "Company") and its Subsidiary Corporations with an opportunity to acquire a proprietary interest in the Company through the purchase of shares of common stock of the Company ("Company Stock"). It is the intention of the Company that the Plan qualify as an "employee stock purchase plan" under Section 423 of the Internal Revenue Code. Accordingly, the provisions of the Plan shall be construed in a manner consistent with the requirements of that section of the Code.

ARTICLE II

DEFINITIONS

2.01 "Account" means the account maintained on behalf of each Participant by the Administrator for the purpose of investing in Company Stock and engaging in other transactions permitted under the Plan;

2.02 "Administrator" means the same as Plan Administrator defined in Section 2.18.

2.03 "Board" means the Board of Directors of the Company;

2.04 "Committee" means the individuals appointed by the Board to administer the Plan;

2.05 "Code" means the Internal Revenue Code of 1986, as amended from time to time, including the rules, regulations and interpretations promulgated thereunder;

2.06 "Company" means the Curtiss-Wright Corporation and its Subsidiary Corporations;

2.07 "Company Stock" means Company common stock and such other securities as may be substituted (or resubstituted) for Company Stock pursuant to Section 11.05;

2.08 "Compensation" means cash remuneration that is paid to the Employee by the Company (or an affiliate) during the calendar year for the performance of services and includible in gross income, including, and limited to, gross base salary, Code Section 125 elective payroll deduction contributions; elective payroll deduction contributions made under this Plan; and elective payroll deduction contributions made under any qualified retirement plan;

2.09 "Effective Date" means December 1, 2003, subject to approval by the holders of the majority of the common stock present and represented at a special or annual meeting of the shareholders held on or before such date. If the Plan is not so approved, the Plan shall not become effective;

2.10 "Employee" means any active employee of the Company or a Subsidiary Corporation;

2.11 "Enrollment Date" means the first day of the next regularly scheduled payroll period for the Company or a Subsidiary Corporation, as applicable;

2.12 "Exchange Act" shall mean the Securities Exchange Act of 1934, as amended from time to time;

2.13 "Exercise Date" means the last day of each Offering Period;

2.14 "Fair Market Value" means the fair market value of a share of Company Stock, which, as of any given date, shall be the average of the highest and lowest sales prices of a share of Company Stock reported on a consolidated basis for securities listed on the New York Stock Exchange for trades on the date as of which such value is being determined or, if that day is not a Trading Day, then on the latest previous Trading Day;

2.15 "Offering Period" means the approximate period established by the Committee, not to exceed 27 months;

2.16 "Participant" means any Employee who (i) is eligible to participate in the Plan under Section 3.01 hereof and (ii) elects to participate;

2.17 "Plan" means the Curtiss-Wright Corporation Employee Stock Purchase Plan;

2.18 "Plan Administrator" means the person or entity designated by the Company to act as administrator for the Plan or any successor thereto;

2.19 "Purchase Price" means an amount equal to 85% of the Fair Market Value of a share of Company Stock on the Exercise Date;

2.20 "Reserves" means the number of shares of Company Stock covered by all options under the Plan which have not yet been exercised and the number of shares of Company Stock which have been authorized for issuance under the Plan but which have not yet become subject to options; and

2.21 "Subsidiary Corporation" means any corporation (other than the Company) in which the Company owns directly, or indirectly through subsidiaries, at least fifty percent (50%) of the total combined voting power of all classes of stock, or any other entity (including, but not limited to, partnerships and joint ventures) in which the Company owns at least fifty percent (50%) of the combined equity thereof.

ARTICLE III

ELIGIBILITY AND PARTICIPATION

3.01 An Employee may become a Participant in the Plan by giving instructions authorizing payroll deductions to the Administrator in such manner and form as prescribed by the Administrator no later than 15 days prior to the first day of an Offering Period (unless a later time for filing such instructions is set by the Committee for all Employees with respect to a given Offering Period). Payroll deductions for an Employee shall commence with the first payroll period that begins at least 15 days following the date such instructions are received by the Administrator.

3.02 Notwithstanding any provisions of the Plan to the contrary, no Employee shall be granted an option to participate in the Plan to the extent that:

(a) immediately after the grant, such Employee would own stock, and/or hold outstanding options to purchase stock, possessing 5% or more of the total combined voting power or value of all classes of stock of the Company (determined under the rules of Section 424(d) of the Code); or

(b) immediately after the grant, such Employee's right to purchase Company Stock under all employee stock purchase plans (as defined in Section 423 of the Code) of the Company and any Subsidiary Corporation would accrue at a rate which exceeds \$25,000 in fair market value of such Company Stock (determined at the time such option is granted) for each calendar year in which such option would be outstanding at any time.

ARTICLE IV

OFFERINGS

4.01 The Plan will be implemented by offerings of Company Stock established by the Committee, not to exceed 27 months. The Committee shall have the power to change the beginning date, ending date, and duration of Offering Periods with respect to future offerings without stockholder approval if such change is announced at least five days prior to the scheduled beginning of the first Offering Period to be affected thereafter, provided that Offering Periods will in all cases comply with applicable limitations under Section 423(b)(7) of the Code.

ARTICLE V

PAYROLL DEDUCTIONS

5.01 A Participant may elect to have deductions made for each payroll period during an Offering Period in an amount equal to any whole percentage from 1% to 10% of his or her Compensation received for the payroll period; provided, that the maximum amount of payroll deductions may not exceed \$21,250 for each year. To the extent necessary to comply with Section 423(b)(8) of the Code and the limitations on purchase contained

herein, a Participant's payroll deductions may be decreased to 0% during any Offering Period which is scheduled to end during any calendar year, such that the aggregate of all payroll deductions accumulated with respect to such calendar year is no greater than \$21,250; and provided, further that no Participant may purchase more than 10,000 shares of Company Stock during any offering period. The Company, in its discretion, may increase and decrease the maximum percentage amount (but not the maximum dollar amount) without formally amending the plan; provided, however, the maximum percentage amount shall be a uniform percentage of Compensation for all Participants.

5.02 An individual Account shall be maintained by the Administrator for each Participant in the Plan. All payroll deductions made for a Participant shall be credited to his or her Account. A Participant may not make any separate cash payment into such account except when on leave of absence and then only as provided in Section 7.03. No interest shall accrue or be paid on any payroll deductions or any other amounts credited to a Participant's Account.

(a) A Participant may discontinue his or her participation in the Plan or may decrease the rate of his or her payroll deductions during the Offering Period by giving instructions authorizing a change in payroll deduction rate to the Administrator in such manner and form as prescribed by the Administrator.

(b) A Participant may increase the rate of his or her payroll deductions prior to an Offering Period by giving instructions authorizing a change in payroll deduction rate to the Administrator within 15 days prior to the first day of the Offering Period in such manner and form as prescribed by the Administrator. The change in rate shall become effective with the first payroll period that begins at least 15 days following the date such instructions are received by the Administrator. A Participant's payroll deduction authorization agreement shall remain in effect for successive Offering Periods until the Participant provides new instructions to the Administrator or terminates employment as provided in Section 7.02.

5.03 If at any time the number of shares of Company Stock available for purchase under the Plan is insufficient to grant to each Participant the right to purchase the full number of shares to which he otherwise would be entitled, then each Participant will have the right to purchase that number of available shares of Company Stock that is equal to the total number of available shares of Company Stock multiplied by a fraction, the numerator of which is the amount of Compensation credited to the Participant's Account for the Offering Period, and the denominator of which is the total amount of Compensation credited to the Accounts of all Participants for the Offering Period.

ARTICLE VI

GRANT AND EXERCISE OF OPTION

6.01 On the first day of each Offering Period, each Employee participating in such Offering Period shall be deemed to have been granted an option to purchase on the Exercise Date of such Offering Period, at the applicable Purchase Price, up to a number of shares of Company Stock determined by dividing such Employee's payroll deductions credited to his or her Account as of the Exercise Date by the applicable Purchase Price; provided that such purchase shall be subject to the limitations set forth in Sections 3.02 and 8.01. Exercise of the option shall occur as provided in Section 6.02, unless the Participant has withdrawn the amount credited to his or her Account upon withdrawal from the Plan pursuant to Section 7.01 or such amount has been distributed to the Participant upon termination of employment pursuant to Section 7.02. To the extent not exercised, the option shall expire on the last day of the Offering Period.

6.02 A Participant's option for the purchase of shares shall be exercised automatically on the Exercise Date, and the maximum number of shares (including fractional shares) subject to the option shall be purchased for such Participant at the applicable Purchase Price with the accumulated payroll deductions credited to his or her Account.

6.03 During a Participant's lifetime, options held by such Participant shall be exercisable only by that Participant and are not transferable other than by will or by the laws of descent and distribution.

(a) At or as promptly as practicable after the Exercise Date for an Offering Period, the Company shall deliver the shares of Company Stock purchased to the Administrator for deposit into the Participants' Accounts.

(b) Cash dividends on any Company Stock credited to a Participant's Account will be automatically reinvested in additional shares of Company Stock; such amounts will not be available in the form of cash to

Participants. All cash dividends paid on Company Stock credited to a Participant's Account will be paid over by the Company to the Administrator at the dividend payment date. The Administrator will aggregate all purchases of Company Stock in connection with the Plan for a given dividend payment date. Purchases of Company Stock for purposes of dividend reinvestment will be made as promptly as practicable (but not more than 30 days) after a dividend payment date. The Administrator will make such purchases, as directed by the Committee, either (i) in transactions on any securities exchange upon which Company Stock is traded, or (ii) directly from the Company at 100% of the Fair Market Value of a share of Company Stock on the dividend payment date. Any shares of Company Stock distributed as a dividend or distribution in respect of shares of Company Stock or in connection with a split of the Company Stock credited to a Participant's Account will be credited to such Account. In the event of any other non-cash dividend or distribution in respect of Company Stock credited to a Participant's Account, the Administrator will, if reasonably practicable and at the direction of the Committee, sell any property received in such dividend or distribution as promptly as practicable and use the proceeds to purchase additional shares of Company Stock in the same manner as cash paid over to the Administrator for purposes of dividend reinvestment.

(c) Each Participant will be entitled to vote the number of shares of Company Stock credited to his or her Account (including any fractional shares credited to such Account) on any matter as to which the approval of the Company's stockholders is sought.

6.04 (a) During the first two years from the first day of an Offering Period, a Participant may sell, but may not transfer or withdraw, the shares of Company Stock acquired during such Offering Period and credited to his or her Account. During such two-year period, all sales of shares of Company Stock acquired during the Offering Period shall only be effectuated by the Administrator on the Participant's behalf.

(b) Following the completion of two years from the first day of an Offering Period, a Participant may elect to withdraw from his or her Account shares of Company Stock acquired during such Offering Period or may elect to transfer such shares from his or her Account to an account of the Participant maintained with a broker-dealer or financial institution. If a Participant elects to withdraw shares from his or her account, one or more certificates for whole shares shall be issued in the name of, and delivered to, the Participant, with such Participant receiving cash in lieu of fractional shares based on the Fair Market Value of a share of Company Stock on the date of withdrawal. If shares of Company Stock are transferred from a Participant's Account to a broker-dealer or financial institution that maintains an account for the Participant, only whole shares shall be transferred and cash in lieu of any fractional share shall be paid to such Participant based on the Fair Market Value of a share of Company Stock on the date of transfer. A Participant seeking to withdraw or transfer shares of Company Stock must give instructions to the Administrator in such form and manner as may be prescribed by the Administrator, which instructions will be acted upon as promptly as practicable. Withdrawals and transfers will be subject to any fees imposed in accordance with Section 10.05.

ARTICLE VII

WITHDRAWAL FROM PLAN AND TERMINATION OF EMPLOYMENT

7.01 If a Participant decreases his or her payroll deduction rate to zero during an Offering Period, he or she shall be deemed to have withdrawn from participation in the Plan. Any payroll deductions credited to the Participant's account will be used to exercise his or her option for the purchase of Company Stock on the next Exercise Date. Payroll deductions shall not resume at the beginning of the succeeding Offering Period unless the Participant provides to the Administrator new instructions authorizing payroll deductions. A Participant who withdraws from participation in the Plan may withdraw the Company Stock credited to his or her Account only as provided in Section 6.04.

7.02 Upon a Participant's termination of employment with the Company and all Subsidiary Corporations for any reason (including termination because of the Participant's death), the payroll deductions credited to such Participant's Account during the Offering Period but not yet used to exercise the option shall be returned to such Participant or, in the case of his or her death, to the person or persons entitled thereto under Section 10.01, and such Participant's option shall be automatically terminated. The Administrator shall continue to maintain the Participant's Account until the earlier of such time as the Participant withdraws or transfers all Company Stock in the Account, which withdrawal or transfer shall be permitted only as provided in Section 6.04 or two years after the Participant ceases to be employed by the Company and its Subsidiary Corporations.

At the expiration of such two-year period, the Administrator shall distribute to the Participant (or, if the termination of employment is because of death, to the person or persons entitled to the distribution under Section 10.01) the shares of Company Stock in the Participant's Account in certificated form or transfer such shares of Company Stock from the Participant's Account to an account of the Participant (or the Participant's beneficiary) maintained with a broker-dealer or financial institution. The provisions of Section 6.04 shall apply to a distribution of shares of Company Stock on termination of employment under this Section 7.02.

7.03 If a Participant goes on an authorized leave of absence for any reason, such Participant shall have the right to elect to: (a) withdraw all of the payroll deductions credited to the Participant's Account, (b) discontinue contributions to the Plan but have the amount credited to his or her Account used to purchase Company Stock on the next Exercise Date, or (c) remain a Participant in the Plan during such leave of absence, authorizing deductions to be made from payments by the Company to the Participant during such leave of absence to the extent that amounts payable by the Company to such Participant are sufficient to meet such Participant's authorized Plan deductions. Unless a Participant on an authorized leave of absence returns to employment with the Company or a Subsidiary Corporation within ninety (90) days after the first day of his or her authorized leave of absence, such Participant shall be deemed to have terminated employment and the provisions of Section 7.02 shall apply. Notwithstanding the above, if the authorized leave of absence exceeds 90 days and the Participant is guaranteed reemployment with the Company either by statute or by contract, the Participant shall not be deemed to have terminated employment on the ninety-first (91st) day.

7.04 For the purposes of the Plan, a Participant's employment with the Company or a Subsidiary shall be considered to have terminated effective on the last day of the Participant's actual and active employment with the Company or Subsidiary, whether such day is selected by agreement with the Participant or unilaterally by the Company or Subsidiary and whether with or without advance notice to the Participant. For the avoidance of doubt, no period of notice that is given or ought to have been given under applicable law in respect of such termination of employment will be taken into account in determining entitlement under the Plan.

ARTICLE VIII

COMPANY STOCK

8.01 Subject to adjustment as provided in Section 11.05 hereof, the maximum number of shares of Company Stock that shall be reserved for sale under the Plan shall be 500,000. Such shares shall be either authorized and unissued shares or shares which have been reacquired by the Company. If the total number of shares which would otherwise be subject to options granted during an Offering Period exceeds the number of shares of Company Stock then available under the Plan (after deduction of all shares of Company Stock for which options have been exercised or are then outstanding), the provisions of Section 5.03 shall apply. In such event, the Committee shall give written notice to each Participant of such reduction of the number of option shares affected thereby and shall similarly reduce the rate of payroll deductions, if necessary.

8.02 The Participant will have no interest in Company Stock covered by his or her option until such option has been exercised.

ARTICLE IX

CHANGE IN CONTROL

9.01 A "Change in Control" shall mean the occurrence during the term of the Agreement of:

(a) An acquisition (other than directly from the Company) of any common stock of the Company ("Common Stock") or other voting securities of the Company entitled to vote generally for the election of directors (the "Voting Securities") by any "Person" (as the term person is used for purposes of Section 13(d) or 14(d) of the Securities Exchange Act of 1934, as amended (the "Exchange Act")), immediately after which such Person has "Beneficial Ownership" (within the meaning of Rule 13d-3 promulgated under the Exchange Act) of twenty percent (20%) or more of (i) the then outstanding shares of Common Stock, (ii) the combined voting power of the Company's then outstanding Voting Securities or (iii) the voting power to elect a majority of the Company's Board of Directors; *provided, however*, in determining whether a Change in Control has occurred, Voting Securities which are acquired in a Non-Control Acquisition (as hereinafter defined) shall not constitute an acquisition which would cause a Change in Control; *provided, further, however*, that with respect

to any acquisition of Beneficial Ownership Caroline W. Singleton, as the Sole Trustee of the Singleton Family Trust or the Singleton Group, L.L.C. (collectively referring to Caroline Singleton, Singleton Family Trust and Singleton Group L.L.C. as “Singleton”), the reference to twenty percent (20%) in this Section 17.6(a) and Section 17.6(c) shall be deemed to be twenty-two percent (22%) for purposes of Singleton. A “Non-Control Acquisition” shall mean an acquisition by (i) an employee benefit plan (or a trust forming a part thereof) maintained by (A) the Company or (B) any corporation or other Person of which a majority of its voting power or its voting equity securities or equity interest is owned, directly or indirectly, by the Company (a “Subsidiary”) (ii) the Company or its Subsidiaries, or (iii) any Person in connection with a Non-Control Transaction (as hereinafter defined); or

(b) The individuals who, as of June 1, 1998, are members of the Board (the “Incumbent Board”), cease for any reason to constitute at least a majority of the members of the Board; *provided, however*, that if the election, or nomination for election by the Company’s shareholders, of any new director was approved by a vote of at least two-thirds of the Incumbent Board, such new director shall, for purposes of this Agreement, be considered as a member of the Incumbent Board; *provided further, however*, that no individual shall be considered a member of the Incumbent Board if such individual initially assumed office as a result of either an actual or threatened “Election Contest” (as described in Rule 14a-11 promulgated under the Exchange Act) or other actual or threatened solicitation of proxies or consents by or on behalf of a Person other than the Board (a “Proxy Contest”) including by reason of any agreement intended to avoid or settle any Election Contest or Proxy Contest; or

(c) The consummation of:

(1) A merger, consolidation or reorganization to which the Company is a party or in which securities of the Company are issued, unless such merger, consolidation or reorganization is a “Non-Control Transaction.” A “Non-Control Transaction” shall mean a merger, consolidation or reorganization with or into the Company or in which securities of the Company are issued where (i) the shareholders of the Company, immediately before such merger, consolidation or reorganization, own directly or indirectly immediately following such merger, consolidation or reorganization, at least sixty percent (60%) of the combined voting power of the outstanding voting securities of the corporation resulting from such merger or consolidation or reorganization (the “Surviving Corporation”) in substantially the same proportion as their ownership of the Voting Securities immediately before such merger, consolidation or reorganization, (ii) the individuals who were members of the Incumbent Board immediately prior to the execution of the agreement providing for such merger, consolidation or reorganization constitute at least a majority of the members of the board of directors of the Surviving Corporation, or a corporation beneficially directly or indirectly owning a majority of the combined voting power of the outstanding voting securities of the Surviving Corporation, and (iii) no Person other than (A) the Company, (B) any Subsidiary, (C) any employee benefit plan (or any trust forming a part thereof) that, immediately prior to such merger, consolidation or reorganization, was maintained by the Company, the Surviving Corporation, or any Subsidiary, or (D) any Person who, immediately prior to such merger, consolidation or reorganization had Beneficial Ownership of twenty percent (20%) or more of the then outstanding Voting Securities or common stock of the Company, has Beneficial Ownership of twenty percent (20%) or more of the combined voting power of the Surviving Corporation’s then outstanding voting securities or its common stock.

(2) A complete liquidation or dissolution of the Company; or

(3) The sale or other disposition of all or substantially all of the assets of the Company to any Person (other than a transfer to a Subsidiary or a distribution to the Company’s shareholders); or

(4) The sale or other disposition of all or substantially all of the assets of the Subsidiary which employs Executive to any Person (other than a transfer to a Subsidiary or a distribution to the Company’s shareholders); Notwithstanding the foregoing, a Change in Control shall not be deemed to occur solely because any Person (the “Subject Person”) acquired Beneficial Ownership of more than the permitted amount of the then outstanding common stock or Voting Securities as a result of the acquisition of Common Stock or Voting Securities by the Company which, by reducing the number of shares of Common Stock or Voting Securities then outstanding, increases the proportional number of shares Beneficially Owned by the Subject Person, provided that if a Change in Control would occur (but for the operation of this sentence) as a result of the acquisition of shares of Common Stock or Voting Securities by the Company, and after such share acquisition by the Company, the Subject Person becomes the Beneficial Owner of any additional shares of Common Stock

or Voting Securities which increases the percentage of the then outstanding shares of Common Stock or Voting Securities Beneficially Owned by the Subject Person, then a Change in Control shall occur.

9.02 In the event of a Change in Control, the Offering period shall terminate immediately, unless otherwise provided by the Committee.

ARTICLE X

ADMINISTRATION

10.01 The Plan shall be administered by the Committee. Subject to the express provisions of the Plan, the Committee shall have full and discretionary authority to interpret and construe all provisions of the Plan, to adopt rules and regulations for administering the Plan, and to make all other determinations deemed necessary or advisable for administering the Plan. The Committee's determination on the foregoing matters shall be final and conclusive. The Committee may, in its discretion, delegate some or all of its authority to one or more employees or officers of the Company.

10.02 Decisions of the Committee shall be final, conclusive and binding upon all persons, including the Company, any Participant, any stockholder, and any of the Company or its Subsidiaries. A majority of the members of the Committee may determine its actions and fix the time and place of its meetings.

10.03 Members of the Committee, and any officer or employee of the Company acting at the direction, or on behalf, of the Committee shall not be personally liable for any action or determination taken or made in good faith with respect to the Plan, and shall, to the extent permitted by law, be fully indemnified and protected by the Company with respect to any such action or determination.

10.04 The Administrator will act as administrator under the Plan, and will perform such duties as are set forth in the Plan and in any agreement between the Company and the Administrator. The Administrator will establish and maintain, as agent for each Participant, an Account and any subaccounts as may be necessary or desirable for the administration of the Plan.

10.05 The costs and expenses incurred in the administration of the Plan and maintenance of Accounts will be paid by the Company, including annual fees of the Administrator and any brokerage fees and commissions for the purchase of Company Stock upon reinvestment of dividends and distributions. The foregoing notwithstanding, the Administrator may impose or pass through to the Participants a reasonable fee for the withdrawal of Company Stock in the form of stock certificates and reasonable fees for other services unrelated to the purchase of Company Stock under the Plan, to the extent approved in writing by the Company and communicated to Participants. Under no circumstance shall the Company pay any brokerage fees and commissions for the sale of Company Stock acquired under the Plan by a Participant.

ARTICLE XI

MISCELLANEOUS

11.01 Subject to applicable law, a Participant may file a written designation of a beneficiary who is to receive any shares and cash from the Participant's Account under the Plan in the event of (a) such Participant's death subsequent to an Exercise Date on which the option is exercised but prior to a distribution to such Participant of shares or cash then held in the Participant's Account or (b) such Participant's death prior to exercise of the option. The Participant may change such designation of beneficiary at any time by written notice. In the event of the death of a Participant and in the absence of a beneficiary validly designated under the Plan who is living at the time of such Participant's death, any shares or cash to be distributed on the Participant's death shall be delivered to the Participant's estate.

11.02 Neither payroll deductions credited to a Participant's Account nor any rights with regard to the exercise of an option or to receive Company Stock under the Plan may be assigned, transferred, pledged, or otherwise disposed of in any way by the Participant other than by will or the laws of descent and distribution as provided in Section 11.01. Any such attempted assignment, transfer, pledge or other disposition shall be without effect, except that the Company may, in its sole discretion, treat such action as an election to withdraw funds.

11.03 The Company or any designated Subsidiary is authorized to withhold from any payment to be made to a Participant, including any payroll and other payments not related to the Plan, amounts of withholding and other taxes due in connection with any transaction under the Plan, including any disposition of shares acquired under the Plan, and a Participant's enrollment in the Plan will be deemed to constitute his or her consent to such withholding. At the time of a Participant's exercise of an option or disposition of shares acquired under the Plan, the Company may require the Participant to make other arrangements to meet tax withholding obligations as a condition to exercise of rights or distribution of shares or cash from the Participant's Account. In addition, a Participant may be required to advise the Company of sales and other dispositions of Company Stock acquired under the Plan in order to permit the Company to comply with tax laws and to claim any tax deductions to which the Company may be entitled with respect to the Plan.

11.04 All payroll deductions received or held by the Company under this Plan may be used by the Company for any corporate purpose, and the Company shall not be obligated to segregate such payroll deductions.

11.05 Changes in Capitalization. In the event of any merger, reorganization, consolidation, recapitalization, stock dividend, extraordinary cash dividend, or other changes in corporate structure affecting the Company Stock, such adjustment shall be made in the aggregate number of shares of Company Stock which may be delivered under the Plan, and in the number of Company Stock subject to outstanding options granted under the Plan as may be determined to be appropriate by the Committee, in its sole discretion.

11.06 The Committee shall have the complete power and authority to amend the Plan from time to time to the extent that such amendments are necessary and appropriate for the efficient administration of the Plan; however, in no event shall such authority extend to any amendment that would increase the cost of the Plan for the Company. The Board shall have the complete power and authority to terminate the plan. Further, to the extent necessary to comply with Section 423 of the Code (or any other successor rule or provision), the Company shall obtain stockholder approval in such a manner and to such a degree as so required. No termination, modification, or amendment of the Plan may, without the consent of an employee then having an option under the Plan to purchase stock, adversely affect the rights of such employee under such option.

11.07 The Plan does not, directly or indirectly, create in any employee or class of employees any right with respect to continuation of employment by the Company, and it shall not be deemed to interfere in any way with the Company's right to terminate, or otherwise modify, an employee's employment at any time. Any benefits granted hereunder are not part of the Participant's base salary, and shall not be considered as part of such salary for purposes of any other employee plan, program, policy or arrangement maintained by the Company or in the event of severance, redundancy or resignation. If the Participant's employment is terminated for whatever reason, whether lawfully or unlawfully, the Participant shall not be entitled by way of damages for breach of contract, dismissal or compensation for loss of office or otherwise to any sum, shares or other benefits to compensate him or her for the loss or diminution in value of any actual or prospective right, benefits or expectation under or in relation to the Plan. Benefits granted under the Plan are entirely at the grace and discretion of the Company.

11.08 All notices or other communications by a Participant to the Company shall be deemed to have been duly given when received in the form specified by the Company at the location, or by the person, designated by the Company for the receipt thereof.

11.09 The Company shall not be obligated to issue shares of Company Stock with respect to an option unless the exercise of such option and the issuance and delivery of such shares pursuant thereto shall comply with all applicable provisions of law, domestic or foreign, including, without limitation, the Securities Act of 1933, as amended, the Securities Exchange Act of 1934, as amended, the rules and regulations promulgated thereunder, and the requirements of any stock exchange or automated quotation system upon which the shares may then be listed or quoted.

11.10 The Plan shall continue in effect through, and including October 1, 2013, unless terminated prior thereto pursuant to Section 11.07 hereof, or by the Board or the Committee, each of which shall have the right to extend the term of the Plan. Upon any discontinuance of the Plan, unless the Committee shall determine otherwise, any assets remaining in the Participant's Accounts shall be delivered to the respective Participant (or the Participant's legal representative) as soon as administratively practicable.

11.11 To the extent permitted under Section 423 of the Code, the Committee may provide for such special terms for Participants who are foreign nationals, or who are employed by the Company or Subsidiary Corporation outside of the United States of America, as the Committee may consider necessary or appropriate to accommodate differences in local law, tax policy or custom. Moreover, the Committee may approve such supplements to or amendments, restatements, or alternative versions of, this Plan as it may consider necessary or appropriate for such purposes without thereby affecting the terms of this Plan as in effect for any other purpose; provided, however, that no such supplements, amendments, restatements or alternative versions will include any provisions that are inconsistent with the terms of this Plan, as then in effect, unless this Plan could have been amended to eliminate such inconsistency without further approval by the shareholders of the Company, or which would cause the Plan to fail to meet the requirements of Section 423 of the Code.

11.12 For the reasons described below, the Company and its affiliates may process sensitive personal data about each Participant. Such data may include but is not limited to: (a) personal data (e.g., name, address, telephone number, fax number, email address, family size, marital status, sex, beneficiary information, emergency contacts, age, language skills, and employee number), (b) employment information (e.g., C.V. (or resume), wage history, employment references, job title, employment or severance contract, plan or benefit enrollment forms and elections, and option or benefit statements), and (c) financial information (e.g., wage and benefit information, personal bank account number, tax related information, and tax identification number). The Company may from time to time process and transfer this or other information for internal compensation and benefit planning (specifically, participation in the Plan). The legal persons for whom the Participant's personal data is intended are the Company, and any outside Plan administrator or Administrator as selected by the Company from time to time, and any other person that the Company may find in its administration of the Plan appropriate. The Company shall ensure that all personal data and/or sensitive data transmitted shall be kept confidential and used only for legitimate Company purposes as described above.

11.13 The Plan, all options granted hereunder, and all actions taken in connection herewith shall be governed by and construed in accordance with the laws of the State of New Jersey without reference to the principles of conflict of laws, except as superseded by applicable federal law.

Subsidiaries of the Registrant

The information below is provided, as of December 31, 2009 with respect to the subsidiaries of the Registrant, all of which are wholly owned by the Corporation, directly or indirectly. The names of certain inactive subsidiaries and other consolidated subsidiaries of the Registrant have been omitted because such subsidiaries would not constitute a significant subsidiary, individually or in the aggregate.

<u>Name</u>	<u>Organized Under the Laws of</u>
Curtiss-Wright Flow Control Corporation	New York
Curtiss-Wright Controls, Inc.	Delaware
Metal Improvement Company, LLC	Delaware
Curtiss-Wright Electro-Mechanical Corporation	Delaware
Penny & Giles Controls Limited	United Kingdom
Curtiss-Wright Antriebstechnik GmbH	Switzerland
Vista Controls, Inc.	California
Autronics Corporation	Delaware
Curtiss-Wright Flow Control Company Canada	Nova Scotia
Peerless Instrument Co., Inc.	New York
Dy4, Inc.	Delaware
Synergy Microsystems, Inc.	California
Primagraphics (Holdings) Limited	United Kingdom
Novatronics, Inc.	Ontario
Systran Corporation	Ohio

CONSENT OF INDEPENDENT REGISTERED PUBLIC ACCOUNTING FIRM

We consent to the incorporation by reference in Registration Statement Nos. 33-65073, 33-06329, 33-116195, 33-126541, and 33-126543 on Form S-8, Registration Statement No. 33-61785 on Form S-8 and S-3 of our reports dated February 23, 2010, relating to the consolidated financial statements and financial statement schedule of Curtiss-Wright Corporation and subsidiaries and the effectiveness of internal control over financial reporting, appearing in this Annual Report on Form 10-K of Curtiss-Wright Corporation and subsidiaries for the year-ended December 31, 2009.

/s/ Deloitte & Touche LLP

Parsippany, New Jersey
February 23, 2010

Certifications

I, Martin R. Benante, certify that:

1. I have reviewed this Annual Report on Form 10-K of Curtiss-Wright Corporation;
2. Based on my knowledge, this report does not contain any untrue statement of a material fact or omit to state a material fact necessary to make the statements made, in light of the circumstances under which such statements were made, not misleading with respect to the period covered by this report;
3. Based on my knowledge, the financial statements, and other financial information included in this report, fairly present in all material respects the financial condition, results of operations and cash flows of the registrant as of, and for, the periods presented in this report;
4. The registrant's other certifying officer(s) and I are responsible for establishing and maintaining disclosure controls and procedures (as defined in Exchange Act Rules 13a-15(e) and 15d-15(e)) and internal control over financial reporting (as defined in Exchange Act Rules 13a-15(f) and 15d-15(f)) for the registrant and have:
 - (a) Designed such disclosure controls and procedures, or caused such disclosure controls and procedures to be designed under our supervision, to ensure that material information relating to the registrant, including its consolidated subsidiaries, is made known to us by others within those entities, particularly during the period in which this report is being prepared;
 - (b) Designed such internal control over financial reporting, or caused such internal control over financial reporting to be designed under our supervision, to provide reasonable assurance regarding the reliability of financial reporting and the preparation of financial statements for external purposes in accordance with generally accepted accounting principles;
 - (c) Evaluated the effectiveness of the registrant's disclosure controls and procedures and presented in this report our conclusions about the effectiveness of the disclosure controls and procedures, as of the end of the period covered by this report based on such evaluation; and
 - (d) Disclosed in this report any change in the registrant's internal control over financial reporting that occurred during the registrant's most recent fiscal quarter (the registrant's fourth fiscal quarter in the case of an annual report) that has materially affected, or is reasonably likely to materially affect, the registrant's internal control over financial reporting; and
5. The registrant's other certifying officer(s) and I have disclosed, based on our most recent evaluation of internal control over financial reporting, to the registrant's auditors and the audit committee of the registrant's board of directors (or persons performing the equivalent functions):
 - (a) All significant deficiencies and material weaknesses in the design or operation of internal control over financial reporting which are reasonably likely to adversely affect the registrant's ability to record, process, summarize and report financial information; and
 - (b) Any fraud, whether or not material, that involves management or other employees who have a significant role in the registrant's internal control over financial reporting.

February 23, 2010

/s/ Martin R. Benante

Martin R. Benante

Chairman and Chief Executive Officer

Certifications

I, Glenn E. Tynan, certify that:

1. I have reviewed this Annual Report on Form 10-K of Curtiss-Wright Corporation;
2. Based on my knowledge, this report does not contain any untrue statement of a material fact or omit to state a material fact necessary to make the statements made, in light of the circumstances under which such statements were made, not misleading with respect to the period covered by this report;
3. Based on my knowledge, the financial statements, and other financial information included in this report, fairly present in all material respects the financial condition, results of operations and cash flows of the registrant as of, and for, the periods presented in this report;
4. The registrant's other certifying officer(s) and I are responsible for establishing and maintaining disclosure controls and procedures (as defined in Exchange Act Rules 13a-15(e) and 15d-15(e)) and internal control over financial reporting (as defined in Exchange Act Rules 13a-15(f) and 15d-15(f)) for the registrant and have:
 - (a) Designed such disclosure controls and procedures, or caused such disclosure controls and procedures to be designed under our supervision, to ensure that material information relating to the registrant, including its consolidated subsidiaries, is made known to us by others within those entities, particularly during the period in which this report is being prepared;
 - (b) Designed such internal control over financial reporting, or caused such internal control over financial reporting to be designed under our supervision, to provide reasonable assurance regarding the reliability of financial reporting and the preparation of financial statements for external purposes in accordance with generally accepted accounting principles;
 - (c) Evaluated the effectiveness of the registrant's disclosure controls and procedures and presented in this report our conclusions about the effectiveness of the disclosure controls and procedures, as of the end of the period covered by this report based on such evaluation; and
 - (d) Disclosed in this report any change in the registrant's internal control over financial reporting that occurred during the registrant's most recent fiscal quarter (the registrant's fourth fiscal quarter in the case of an annual report) that has materially affected, or is reasonably likely to materially affect, the registrant's internal control over financial reporting; and
5. The registrant's other certifying officer(s) and I have disclosed, based on our most recent evaluation of internal control over financial reporting, to the registrant's auditors and the audit committee of the registrant's board of directors (or persons performing the equivalent functions):
 - (a) All significant deficiencies and material weaknesses in the design or operation of internal control over financial reporting which are reasonably likely to adversely affect the registrant's ability to record, process, summarize and report financial information; and
 - (b) Any fraud, whether or not material, that involves management or other employees who have a significant role in the registrant's internal control over financial reporting.

February 23, 2010

/s/ Glenn E. Tynan
Glenn E. Tynan
Chief Financial Officer

**CERTIFICATION PURSUANT TO
18 U.S.C. SECTION 1350**

In connection with the Annual Report of Curtiss-Wright Corporation (the "Company") on Form 10-K for the period ended December 31, 2009 as filed with the Securities and Exchange Commission on the date hereof (the "Report"), Martin R. Benante, as Chairman and Chief Executive Officer of the Company, and Glenn E. Tynan, as Chief Financial Officer of the Company, each hereby certifies, pursuant to 18 U.S.C. section 1350, that to the best of his knowledge:

- (1) The Report fully complies with the requirements of section 13(a) or 15(d) of the Securities Exchange Act of 1934; and
- (2) The information contained in the Report fairly presents, in all material respects, the financial condition and results of operations of the Company.

/s/ Martin R. Benante
Martin R. Benante
Chairman and Chief Executive Officer
February 23, 2010

/s/ Glenn E. Tynan
Glenn E. Tynan
Chief Financial Officer
February 23, 2010